



TV: ESPNU (Chuckie Kempf, Brooke Weisbrod)

Radio: 101 ESPN (Bob Ramsey, Earl Austin Jr.)

Billiken Media Relations Contact: Brian Kunderman
314-808-4868 | brian.kunderman@slu.edu

Saint Louis Billikens Schedule/Results

NOVEMBER

Tue., 6	SEMO (FSMW+)	W, 75-65
Sat., 10	Troy (FSMW)	W, 62-58
Tue., 13	North Alabama (FSMW)	W, 69-58
Sat., 17	at Seton Hall (FS2)	W, 66-64
Wed., 21	vs. Pitt (ESPN3)	L, 73-75
Sat., 24	Central Arkansas (FSMW)	W, 73-61

DECEMBER

Sat., 1	Butler (FSMW)	W, 64-52
Wed., 5	at Southern Illinois (ESPN+)	L, 56-61
Sun., 9	Oregon State (ESPNU)	2:30 p.m.
Sun., 16	at Houston (ESPNU)	2 p.m.
Wed., 19	NC Central (FSMW)	7 p.m.
Sat., 22	vs. Florida State (FS2/FSMW+)	1:30 p.m.
Sun., 30	Appalachian State (FSMW)	2 p.m.

JANUARY

Sun., 6	Rhode Island (ESPNU)	3 p.m.
Wed., 9	UMass (CBS SN)	8 p.m.
Sat., 12	at La Salle (NBCSN)	5 p.m.
Tue., 15	at Fordham	6 p.m.
Fri., 18	Saint Joseph's (ESPN2)	6 p.m.
Wed., 23	at Duquesne	7 p.m.
Sat., 26	Davidson (CBS SN)	1 p.m.
Wed., 30	Richmond (FSMW)	6 p.m.

FEBRUARY

Sat., 2	at Rhode Island (CBS SN)	3 p.m.
Tue., 5	Dayton (CBS SN)	8 p.m.
Fri., 8	at Saint Joseph's (ESPN2)	6 p.m.
Wed., 13	at George Washington (CBSSN)	5:30 p.m.
Sat., 16	La Salle (CBS SN)	4 p.m.
Sat., 23	at Dayton (CBS SN)	3 p.m.
Tue., 26	at VCU (CBS SN)	6:30 p.m.

MARCH

Sat., 2	George Mason (NBCSN)	2 p.m.
Wed., 6	Duquesne (FSMW)	7 p.m.
Sat., 9	at St. Bonaventure	Noon



GAMENOTES

SAINT LOUIS (6-2)
OREGON STATE (6-1)



Sunday, Dec. 9, 2018 • 2:30 p.m. • St. Louis, Mo. • Chaifetz Arena (10,600)

SAINT LOUIS BILLIKENS

2018-19 Record: 6-2 (0-0 A-10)
Home/Road/Neutral Record: 5-0/1-1/0-1
Last Game: L, 56-61 (at Southern Illinois)
Current Streak: L1
NCAA NET Ranking: 88 (thru games of Dec. 5)
KenPom Rating: 76 (thru games of Dec. 6)
Scoring Margin: +5.5
Head Coach: Travis Ford
Ford's Record at SLU: 35-39 (3rd year)
Ford's Career Record: 371-305 (22nd year)
Leading Scorer: Javon Bess (13.1 ppg)
Leading Rebounder: Javon Bess (8.1 rpg)
Assists Leader: Jordan Goodwin (3.1 apg)
Blocks Leader: Carte'Are Gordon (1.9 bpg)
Steals Leader: Jordan Goodwin (1.9 spg)
Next Game: Sun., Dec. 16, at Houston

OREGON STATE BEAVERS

2018-19 Record: 6-1 (0-0 Pac-12)
Home/Road/Neutral Record: 3-0/1-0/2-1
Last Game: W, 101-77 (vs. Missouri State)
Current Streak: W3
NCAA NET Ranking: 62 (thru games of Dec. 5)
KenPom Rating: 66 (thru games of Dec. 6)
Scoring Margin: +10.6
Head Coach: Wayne Tinkle
Tinkle's Record at OSU: 63-71 (5th year)
Tinkle's Career Record: 221-162 (13th year)
Leading Scorer: Tres Tinkle (20.7 ppg)
Leading Rebounder: Tres Tinkle (9.7 rpg)
Assists Leader: Tres Tinkle (4.6 apg)
Blocks Leader: Kylor Kelley (3.6 bpg)
Steals Leader: Steven Thompson Jr. (2.0 spg)
Next Game: Sat., Dec. 15, vs. Texas A&M

THE OPENING TIP...

- Saint Louis enters Sunday's game against Oregon State with a 6-2 record.
- The Billikens are coming off a 61-56 loss at Southern Illinois. SLU struggled offensively, scoring a season-low 56 points and shooting a season-low 33.3 percent from the floor.
- Senior guard **Javon Bess** leads the Billikens in scoring (13.1 ppg) and rebounding (8.1 rpg). He is third in the A-10 (first among guards) in rebounds per game.
- Senior guard **Tramaine Isabell Jr.** is second on the team in scoring (12.1 ppg) and assists (20). He is 31 points shy of 1,000 for his career.
- Sophomore guard **Jordan Goodwin** shoots 43.1 percent from the floor and averages 10.8 ppg. He leads the Billikens in assists (25) and steals (15).
- Freshman forward **Carte'Are Gordon** has hit 55.8 percent of his shots from the field and contributes 8.5 ppg. He also leads the team with 15 blocked shots. Senior forward **D.J. Foreman** scores 6.8 ppg.
- Sophomore forward **Hasahn French** scores 7.9 ppg and pulls down 7.6 rpg.
- Freshman guard **Fred Thatch Jr.** has appeared in all eight games off the bench is a main contributor to the Billikens' defensive effort.
- Saint Louis is second in the A-10 in defense, yielding 61.8 ppg.
- The Billikens were picked to win the Atlantic 10 Conference via a vote by A-10 coaches and media. The Bills claimed 15 of the 26 first-place votes to finish ahead of Saint Joseph's (second) and Davidson (third).
- Up next, the Billikens travel to Houston to face the Cougars on Sunday, Dec. 16. Tip time is 2pm (CT), and the game will be televised on ESPNU.

PROBABLE STARTERS



Isabell's Season Averages

PPG	RPG	APG	MPG
12.1	4.0	2.5	29.6



Goodwin's Season Averages

PPG	RPG	APG	MPG
10.8	5.9	3.1	29.8



Bess' Season Averages

PPG	RPG	APG	MPG
13.1	8.1	2.4	34.5



Gordon's Season Averages

PPG	RPG	BPG	MPG
8.5	3.5	1.9	24.3



French's Season Averages

PPG	RPG	BPG	MPG
7.9	7.6	1.8	25.8

BILLIKENS VS. BEAVERS

► TEAM COMPARISON

SLU	OSU
67.3	75.6
61.8	65.0
+5.5	+10.6
.426	.481
.377	.398
.299	.347
.268	.323
5.5	7.1
.614	.664
15.5	10.1
+7.0	+6.1
13.9	16.1
15.3	11.3
0.9	1.4
7.6	6.3
5.3	5.0

► SERIES NOTES

This is the fourth meeting between the teams ... SLU owns a 2-1 record in the series, though Oregon State won last year's meeting 63-60 in the Dam City Classic at the Moda Center in Portland, Oregon..

► SERIES RESULTS

Date	Location	SLU's Outcome
12/28/27	St. Louis	W, 24-23
! 12/28/66	Portland, Ore.	W, 64-52
^ 12/16/17	Portland, Ore.	L, 60-63

! Far West Classic (Veterans Memorial Coliseum)
^ Dam City Classic (Moda Center)

► LAST GAME BOX SCORE



Official Basketball Box Score - Game Totals - Final Statistics
Saint Louis vs Oregon State
12/16/17 7:30 PM at Portland, Ore. (Moda Center)



Saint Louis 60 • 5-6

#	Player	F	Total			3-Ptr			Rebounds			PF	TP	A	TO	Bk	Stl	Min
			FG	FGA	FT	FTA	FG	FGA	FT	FTA	Off							
03	BESS, Javon	r	1-7	0-0	3-6	2	5	7	3	5	4	0	0	2	38			
20	JOHNSON, Jalen	r	2-9	0-7	4-6	2	5	7	2	8	0	2	1	0	36			
22	FRENCH, Hasahn	r	1-4	0-0	0-4	1	2	3	5	2	0	1	0	1	23			
00	GOODWIN, Jordan	g	9-15	3-6	1-2	4	1	5	3	22	2	2	0	2	36			
05	ROBY, Davell	g	4-5	1-2	4-4	0	1	1	2	13	1	3	0	0	23			
01	FOREMAN, D.J.	g	2-5	0-0	0-0	0	1	1	3	4	0	2	0	0	8			
24	HINES, Aaron	g	2-3	0-0	0-0	1	1	2	3	4	1	2	0	0	23			
25	ANTHONY, Rashed	g	1-2	0-0	0-0	1	0	1	4	2	0	2	3	0	13			
	Team					2	2	4										
	Totals		22-50	4-15	12-22	13	18	31	25	60	8	15	4	5	200			

FG % 1st Half: 12-25 48.0% 2nd half: 10-25 40.0% Game: 22-50 44.0% Deadball Rebounds: 3.3
3FG % 1st Half: 1-5 20.0% 2nd half: 3-10 30.0% Game: 4-15 26.7%
FT % 1st Half: 4-8 50.0% 2nd half: 8-14 57.1% Game: 12-22 54.5%

Oregon State 63 • 8-3

#	Player	F	Total			3-Ptr			Rebounds			PF	TP	A	TO	Bk	Stl	Min
			FG	FGA	FT	FTA	FG	FGA	FT	FTA	Off							
12	Eubanks, Drew	r	6-8	0-0	0-0	2	4	6	2	12	0	1	2	3	29			
32	Berger, Seth	r	0-5	0-1	1-2	2	1	3	1	1	1	0	0	0	13			
01	Thompson Jr, Stephen	g	1-4	1-3	4-5	1	1	2	2	7	5	3	0	2	38			
03	Tinkle, Tres	g	5-11	1-4	5-6	0	8	8	2	16	1	2	1	1	38			
05	Thompson, Ethan	g	2-4	1-3	6-7	0	0	0	3	11	2	4	0	2	21			
02	Stacy, Ronnie	g	1-2	0-0	1-2	0	0	0	0	3	0	0	1	0	6			
04	Hollins, Alfred	g	1-5	1-1	0-2	0	4	4	1	3	0	1	1	1	11			
11	Reiche, Zach	g	0-0	0-0	0-1	1	0	1	0	0	0	1	0	0	7			
23	Rakocovic, Gilgorrie	g	0-1	0-0	0-2	3	1	4	4	0	0	0	0	0	14			
24	Manuel, Kendal	g	3-4	2-3	0-0	0	0	0	2	8	0	0	0	1	16			
34	Koné, Ben	g	0-2	0-1	2-2	1	3	4	3	2	0	0	0	0	7			
	Team					3	0	3										
	Totals		19-46	6-16	19-29	13	22	35	20	63	9	12	5	8	200			

FG % 1st Half: 9-26 34.6% 2nd half: 10-20 50.0% Game: 19-46 41.3% Deadball Rebounds: 3
3FG % 1st Half: 3-7 42.9% 2nd half: 3-9 33.3% Game: 6-16 37.5%
FT % 1st Half: 5-11 45.5% 2nd half: 14-18 77.8% Game: 19-29 65.5%

Officials: Eric Curry, Michael Greenstein, Larry Spaulding
Technical Fouls: Saint Louis=None, Oregon State=None.
Attendance: 8110

Score by periods	1st	2nd	Total
Saint Louis	29	31	60
Oregon State	26	37	63

	In	Off	2nd	Fast	Break	Bench
Points	26	23	7	2	10	14
SLU	24	13	6	2	16	
OSU						

Score tied - 7 times.
Largest lead - SLU by 9 2nd-15:43, OSU by 11 1st-11:43.
SLU led for 15:00, OSU led for 19:29. Game was tied for 05:31.
Lead changed - 8 times.

SETTING THE SCENE

- Saint Louis returns to Chaifetz Arena to host Oregon State on Sunday afternoon. Tipoff is slated for 2:30 p.m.
- The game will be televised on ESPNU and streamed on the WatchESPN app. **Chuckie Kempf** and **Brooke Weisbrod** are on the call.
- The radio broadcast will air on 101 ESPN (101.1 FM and 101Sports.com). As always, Billiken Hall of Famer **Bob Ramsey** provides the play-by-play, while St. Louis American Sports Editor and new inductee into the St. Louis Sports Hall of Fame, **Earl Austin Jr.**, handles the analysis.

LAST TIME OUT

- Saint Louis was tripped up 61-56 Wednesday night at Southern Illinois in Carbondale.
- **Hasahn French** led the Billikens with 13 points and finished a rebound shy of a double-double with nine boards. **Jordan Goodwin** went for 12 points, while **Carte'Are Gordon** posted 11 points.
- **Javon Bess** gathered a game-high 15 rebounds and dished out a game-high six assists.
- The Billikens were hampered by 33.3 percent shooting from the field, a season low. SLU also turned the ball over 16 times and hit just 23 percent from the arc.
- Despite that, the Billikens trailed by just four in the final minute. Southern Illinois missed four consecutive free throws, giving the Billikens two chances to pull to within a possession, but they were unable to capitalize.

BALANCED SCORING LEADING THE BILLIKENS

- The Billikens' offense is being led by a balanced scoring attack.
- Saint Louis has had at least four double-digit scorers in five of its eight games.
- Including ties, **Javon Bess** has led SLU in scoring four times. **Tramaine Isabell Jr.** (twice), **Jordan Goodwin**, **Dion Wiley** and **Hasahn French** have also led the Billikens in scoring this season.

GETTING DEFENSIVE

- Saint Louis is second Atlantic 10 Conference in defense, yielding 61.9 ppg. Through games of Dec. 5, that ranked No. 28 in the NCAA.
- The Billikens are second in the A-10 and 22nd in the NCAA in field-goal percentage defense, as opponents shoot just 37.7 percent against the Bills.
- From 3-point range, opponents connect on just 26.8 percent of their chances. That ranks 18th nationally. Only once this year has an opposing player hit more than two 3-pointers in a game.
- The Billikens lead the A-10 with 5.3 blocked shots per game. **Carte'Are Gordon** (15 blocks) and **Hasahn French** (14 blocks) both rank in the top 10 in the league in blocks.

BILLIKENS ON THE BOARDS

- SLU head coach **Travis Ford** has made rebounding an emphasis.
- The Billikens have outrebounded their opponent in all but one game this season.
- Through games of Dec. 5, the Billikens are leading the Atlantic 10 Conference in rebounding margin (+7.0). SLU led the league last year with a +6.8 rebounding margin.
- SLU posted a season-high 47 rebounds three games ago against Central Arkansas.

BESS LEADING ON BOTH ENDS OF FLOOR

- Senior guard **Javon Bess** leads the Billikens in scoring with 13.1 ppg.
- Bess grabbed a season-high 15 rebounds at Southern Illinois to raise is averaged to 8.1 rpg. That mark leads the Billikens and is tops in the A-10 among guards (third overall).
- Bess is also the Billikens top defender. The A-10 All-Defensive team pick has helped hold elite scorers **Myles Powell** (Seton Hall) and **Kamar Baldwin** (Butler) to well below their averages earlier this season.

ISABELL APPROACHING 1,000 CAREER POINTS

- Senior guard **Tramaine Isabell Jr.** is second on the Bills in scoring with 12.1 ppg. He is also second on the team in assists with 20.
- Isabell enters the Southern Illinois game with 969 career points, 31 points away from reaching 1,000 for his career.
- He scored 285 points in two years at Missouri (2014-15 and 2015-16). The graduate transfer totaled 587 points last season at Drexel, a 21.0 ppg clip.

GOODWIN LEADS IN ASSISTS AND STEALS

- ▶ Sophomore guard **Jordan Goodwin** is third on the Billikens in scoring with 10.8 ppg.
- ▶ He leads the Billikens in assists (25) and steals (15).
- ▶ Last season, Goodwin became the first Billiken in school history to record a triple-double with 13 points, 15 rebounds and 10 assists against Duquesne on Jan. 17, 2017.

BLOCK PARTY

- ▶ Sophomore forward **Hasahn French** is averaging 7.9 ppg and is second on the Billikens with 7.6 rpg. He is sixth in the Atlantic 10 Conference with 14 blocked shots.
- ▶ French tied a career high with six blocked shots in the Pitt game.
- ▶ Last season, French set a SLU freshman record with 59 blocked shots. Already with 73 blocks in his career, he is nine away from cracking the Billikens' top 10 career list.

GORDON CONTRIBUTING

- ▶ Freshman forward **Carte'Are Gordon** continues to show improvement.
- ▶ For the year, he hits 55.8 percent of his shots from the floor and averages 8.5 ppg. His 15 blocked shots leads the Billikens.
- ▶ The highly-touted local recruit went viral before official practice even began. During a preseason workout at Chaifetz Pavilion on Sept. 6, Gordon went to dunk during a shooting drill and shattered the backboard to pieces. He was fine despite some small scratches. Video of the dunk found its way onto Twitter, where it has been viewed more than 240K times. The play was No. 9 on ESPN's SportsCenter Top 10 the next day.

FOREMAN IS EFFICIENT

- ▶ Senior forward **D.J. Foreman** averages 6.8 ppg and 4.1 rpg, primarily appearing for the Billikens off the bench.
- ▶ He is shooting 48.7 percent from the field (19-39).
- ▶ Combined with his FG% of 62.2 percent from last year, he is currently sitting at 59.6 percent shooting (106-178) from the field in his two years as a Billiken. He is 19 field goals made away from reaching the statistical minimum to appear in the Billikens' record book, but that 59.6 percent shooting mark from the field would rank second in school history behind **Melvin Robinson** (.636, 301-473) and ahead of **Willie Reed** (.574, 273-476).
- ▶ Foreman, a transfer from Rutgers, made his 100th appearance in the Seton Hall game. He leads all Billikens with 104 games played in his career.

WILEY LEADS BILLIKENS AGAINST SETON HALL

- ▶ Senior guard **Dion Wiley** was impressive in the Billikens' win at Seton Hall Nov. 17.
- ▶ The graduate transfer from Maryland pumped in a game-high 17 points on 4-of-5 shooting from the field and 3-of-3 shooting from the arc.
- ▶ Wiley started the next game against Pitt, but suffered an ankle injury that forced him to miss the entire second half. He did not play against Central Arkansas due to the injury and returned to play nine minutes in the win over Butler. Another injury suffered in the Butler game forced him to miss the Southern Illinois tilt.

BILLIKENS PREDICTED TO WIN THE A-10

- ▶ Saint Louis was picked as the preseason favorites in the Atlantic 10 Conference in polling of the league's coaches and media.
- ▶ It marked the first time the Billikens were picked as the preseason A-10 favorite despite winning the league in back-to-back years in 2013 and 2014.

HISTORY LESSON

- ▶ This is the 104th season of Saint Louis University men's basketball.
- ▶ The Billikens won the 1948 National Invitation Tournament. That team was led by Easy **Ed Macauley**, who went on to an NBA Hall of Fame career. Macauley's No. 50 is retired by SLU.
- ▶ The AP poll was first released the next season, and Saint Louis was the first-ever No. 1 in the inaugural poll on January 17, 1949. SLU was No. 1 again the next week until Kentucky claimed the top spot for the rest of the season.
- ▶ **Anthony Bonner** (1986-90) is the Billikens' school-record holder in points (1,972) and rebounds (1,424).
- ▶ The Billikens have made nine NCAA Tournament appearances. SLU made three straight NCAA Tournaments from 2012-14, winning its opening game in all three.

BILLIKENS IN THE A-10

- ▶ Saint Louis is in its 14th season competing in the Atlantic 10 Conference.
- ▶ The Billikens have an all-time record of 111-103 in A-10 tilts.

SLU'S RECORD WHEN...

	2018-19	FORD ERA
at Home (all games)	5-0	26-14
at Home (nonconference)	5-0	16-7
at Home (A-10)	0-0	10-7
on Road (all games)	1-1	5-19
on Road (nonconference)	1-1	1-5
on Road (A-10)	0-0	4-13
Neutral Site (all games)	0-1	3-6
Leading at halftime	5-0	25-12
Trailing at halftime	1-2	8-27
Tied at halftime	0-0	2-0
Overtime (all games)	0-0	1-1
Overtime (A-10 game)	0-0	1-1
Double overtime	0-0	1-0
Games decided by 3 pts/less	1-1	6-6
Games decided by 4-10 pts	2-1	15-13
Games decided by 11-19 pts	3-0	11-8
Games decided by 20+ pts	0-0	3-12
Winning opening tip	3-0	19-18
Losing opening tip	3-2	14-21
SLU scores 49 points or less	0-0	1-5
SLU scores 50-59 points	0-1	0-17
SLU scores 60-69 points	4-0	12-13
SLU scores 70-79 points	2-1	20-3
SLU scores 80-89 points	0-0	2-1
SLU scores 90-99 points	0-0	0-0
Better shooting % than opp.	5-0	25-4
Opp. shoots better	1-2	9-35
Shooting the same	0-0	0-0
SLU shoots 50%+	0-0	8-0
SLU shoots 40-49%	5-1	14-18
SLU shoots below 40%	1-1	12-21
Opp. shoots 50%+	0-0	1-12
Opp. shoots 40-49%	1-2	12-24
Opp. shoots below 40%	5-0	22-3
SLU makes more 3s	3-2	16-14
Opp. makes more 3s	2-0	15-23
3s are equal	1-0	4-2
SLU outrebounds opp.	5-2	27-16
Opp. outrebounds SLU	1-0	6-23
Tied in rebounds	0-0	1-1
SLU commits less turnovers	3-0	17-7
SLU commits more turnovers	3-1	12-28
Turnovers are equal	0-1	6-4
SLU records 10+ steals	0-0	3-0
SLU records 15+ assists	4-0	17-4
Playing in November	5-1	10-8
Playing in December	1-1	7-10
Playing in January	0-0	6-10
Playing in February	0-0	9-7
Playing in March	0-0	3-4
Playing on Monday	0-0	2-1
Playing on Tuesday	2-0	3-8
Playing on Wednesday	0-2	7-12
Playing on Thursday	0-0	3-2
Playing on Friday	0-0	1-4
Playing on Saturday	4-0	16-10
Playing on Sunday	0-0	1-2
Playing before 5pm	2-1	8-9
Playing at night	4-1	25-30
Wearing white uniforms	5-0	23-13
Wearing blue uniforms	0-1	5-17
Wearing gray uniforms	0-0	4-3
Wearing black uniforms	1-1	2-6

QUICK FACTS

General Information

School Name Saint Louis University
City/ZIP St. Louis, MO 63103
Founded 1818
Enrollment 12,853
Nickname Billikens
Colors Blue and White
NCAA Affiliation NCAA Division I
Conference Atlantic 10 Conference
President Dr. Fred Pestello
Director of Athletics Chris May
Faculty Athletics Representative Dr. Michael Ross
Facility Chaifetz Arena (10,600)
Press Row Phone (314) 977-5212
Athletic Dept. Phone (314) 977-3177
Ticket Office Phone (314) 977-4SLU

2018-19 Staff

Head Coach Travis Ford
Alma Mater, Year Kentucky, 1994
Record at School 35-39 (3rd year)
Career Record 371-305 (22nd year)
Associate Head Coach Van Macon
Alma Mater, Year Southampton, 1994
Season at SLU Third
Assistant Coach Will Bailey
Alma Mater, Year UAB, 1998
Season at SLU Third
Assistant Coach Corey Tate
Alma Mater, Year Missouri, 1997
Season at SLU Third
Director of Basketball Operations Chris Tiff
Alma Mater, Year Nevada, 1996
Season at SLU Third
Director of Player Development Ford Stuen
Alma Mater, Year Oklahoma State, 2016
Season at SLU Third
Support Services Coordinator Michael Wilson
Alma Mater, Year TCU, 2014
Season at SLU Third

2017-18 Season at a Glance

Overall Record Last Year 17-16
Home 12-6
Away 3-8
Neutral 2-2
Conference Record (Finish) 9-9 (t5th)

2018-19 Outlook

Players Returning/Lost 4/5
Starters Returning/Lost 4/1
Newcomers 8

Billiken Media Relations

Assistant AD (MBB Contact) Brian Kunderman
Email brian.kunderman@slu.edu
Office 314-977-3346
Cell (texts preferred) 314-808-4868
Website SLUBillikens.com
Twitter @SLU_Billikens | @SaintLouisMBB

► SLU owns two regular-season A-10 titles (2013 and 2014), and it won the A-10 Tournament in 2013 at Barclays Center in Brooklyn, N.Y.

HOME SWEET CHAIFETZ

► The Billikens are in their 12th season at the state-of-the-art Chaifetz Arena (capacity of 10,600). SLU has an all-time record of 130-53 on its current home floor.
► Chaifetz Arena is named after SLU alumnus **Richard A. Chaifetz**. Dr. Chaifetz is a world-renowned entrepreneur and business leader, who in 1984 founded ComPsych Corporation, which today is the world's largest provider of employee assistance programs, behavioral health and wellness services.

TRAVIS FORD IN THIRD SEASON

► **Travis Ford** is in his third season with the Billikens. The 2018-19 campaign is his 22nd season on the sideline, all of them as a head coach. He began his career at Campbellsville, an NAIA institution in Campbellsville, Ky. From there, he served five seasons as head coach at Eastern Kentucky before moving on to UMass for three seasons. Ford was head coach at Oklahoma State for the last eight seasons before joining the Billikens.
► Ford has been to the postseason 10 times during his coaching career, including six NCAA Tournaments.
► As a player at Kentucky, Ford helped the Wildcats to three NCAA Tournament appearances. He was a junior on the 1993 team that advanced to the NCAA Final Four.

BILLIKENS SIGN FOUR TO NLIS

► Saint Louis has signed four players thus far to National Letters of Intent.
► **Yuri Collins** • PG • 5-10 • St. Louis, Mo. (St. Mary's HS)
Travis Ford on Collins: "Yuri has the ability to change the game when the ball is in his hands. He has an unbelievable understanding and feel for the game, and he is great at making other people around him better. Yuri has explosive speed, is a great ball-handler and has exceptional vision. He reminds me of a smaller version of Russell Westbrook in terms of his explosion and his ability to make things happen for his teammates."
► **Terrence Hargrove Jr.** • G/F • 6-7 • East St. Louis, Ill. (East St. Louis HS)
Travis Ford on Hargrove: "Terrence is an elite athlete with great size. He has a lot of versatility and can guard multiple positions. Terrence can really put the ball on the floor and use his athleticism, but he can also shoot it with great form. Above everything, his versatility and athleticism is what really separates him from other players."
► **Gibson Jimerson** • G • 6-6 • Richmond, Va. (Montverde Academy)
Travis Ford on Jimerson: "Gibson is an elite scorer, one of the best in the country. A lot of people talk about how well he shoots it, but he can score in a variety of ways as opposed to just from the 3-point line. He has a really good shot-fake, pull-up jumper, he can score off-balance, and he can come off of screens and score. He has an innate ability to put the ball in the hole."
► **Javonte Perkins** • G/F • 6-7 • St. Louis, Mo. (Southwestern Illinois College)
Travis Ford on Perkins: "We are really excited about Javonte in that he is a versatile player who can play multiple positions. He is a four-man for his junior college, but he can really shoot it. Javonte is a prolific scorer in many different ways in that he can put it on the floor or can shoot 3s. He is gaining valuable experience at SWIC learning to play different positions, and that will translate well at our level."

SCOUTING OREGON STATE

► Oregon State enters Sunday's game with a 6-1 record. The Beavers' lone loss was a 69-63 defeat against Missouri at the Paradise Jam in the U.S. Virgin Islands. OSU's best win came against Old Dominion (No. 95 on KenPom.com).
► Forward **Tres Tinkle**, the son of head coach **Wayne Tinkle**, leads the Beavers in scoring (20.8 ppg) and rebounding (9.8 rpg).
► Guard **Stephen Thompson Jr.** adds 17.0 ppg. In the Beavers' last game against Missouri State, he drained five treys and became Oregon State's all-time 3-point field goal leader.
► Stephen's brother, **Ethan Thompson**, scores 11.9 ppg. **Stephen** and **Ethan Thompson** are the sons of Oregon State assistant coach **Stephen Thompson Sr.**
► The Beavers shoot 48.1 percent from the field and 34.7 percent from the arc. **Tres Tinkle**, **Stephen Thompson** and **Ethan Thompson** have combined to make 40 of the Beavers' 50 3-pointers this season.
► Head coach **Wayne Tinkle** is in his fifth season at Oregon State. Previously, he coached at Montana from 2006-14 and led the Grizzlies to three NCAA Tournament appearances.
► This is the fourth meeting between the Billikens and Beavers. Last year, Oregon State defeated SLU 63-60 at the Moda Center in Portland, Oregon. **Jordan Goodwin** scored a game-high 22 points in that game.

2018-19 INDIVIDUAL GAME HIGHS

Points

SLU: 19, Javon Bess vs. Central Arkansas
OPP: 22, Deandre Jones, Central Arkansas

FGs Made

SLU: 8, Jordan Goodwin vs. Pitt
OPP: 7, four times

FGs Attempted

SLU: 13, three times
OPP: 19, Jordon Varnado, Troy

3FGs Made

SLU: 3, twice
OPP: 4, Sean McDermott, Butler

3FGs Attempted

SLU: 8, twice
OPP: 10, Sean McDermott, Butler

FTs Made

SLU: 8, twice
OPP: 7, Xavier Johnson, Pitt

FTs Attempted

SLU: 11, Tramaine Isabell Jr. vs. SEMO
OPP: 8, twice

Rebounds

SLU: 15, Javon Bess at Southern Illinois
OPP: 15, Jordon Varnado, Troy

Assists

SLU: 6, twice
OPP: 4, seven times

Blocks

SLU: 6, Hasahn French vs. Central Arkansas
OPP: 5, Thik Bol, Southern Illinois

Steals

SLU: 4, Jordan Goodwin vs. Troy
OPP: 4, Myles Powell, Seton Hall

SLU TEAM HIGHS/LOWS

Points

High: 75 vs. Southeast Missouri State
Low: 56 at Southern Illinois

FGs Made

High: 29 vs. Pitt
Low: 20, twice

3FGs Made

High: 8 vs. Troy
Low: 4, twice

FTs Made

High: 22 vs. Central Arkansas
Low: 4 at Southern Illinois

Rebounds

High: 47 vs. Central Arkansas
Low: 34 vs. North Alabama

Assists

High: 19 vs. North Alabama
Low: 8 at Seton Hall

Blocks

High: 8 vs. Butler
Low: 2 at Southern Illinois

Steals

High: 9, twice
Low: 5 vs. Central Arkansas

GAME-BY-GAME STARTING LINEUP

GAME	1	2	3	4	5
Southeast Missouri	Isabell Jr.	Goodwin	Bess	Gordon	French
Troy	Isabell Jr.	Goodwin	Bess	Gordon	French
North Alabama	Isabell Jr.	Goodwin	Bess	Foreman	French
at Seton Hall	Isabell Jr.	Goodwin	Bess	Gordon	French
vs. Pitt	Goodwin	Wiley	Bess	Gordon	French
Central Arkansas	Isabell Jr.	Goodwin	Bess	Gordon	French
Butler	Isabell Jr.	Goodwin	Bess	Gordon	French
at Southern Illinois	Isabell Jr.	Goodwin	Bess	Gordon	French
Oregon State					
at Houston					
NC Central					
vs. Florida State					
Appalachian State					
Rhode Island					
UMass					
at La Salle					
at Fordham					
Saint Joseph's					
at Duquesne					
Davidson					
Richmond					
at Rhode Island					
Dayton					
at Saint Joseph's					
at George Washington					
La Salle					
at Dayton					
at VCU					
George Mason					
Duquesne					
at St. Bonaventure					

MISCELLANEOUS PLAYER STATS (includes games in SLU uniform)

STAT	15-16	16-17	17-18	18-19	CAREER
Triple-Doubles					
Jordan Goodwin	-	-	1	-	1
Double-Doubles					
Javon Bess	-	-	7	1	8
Hasahn French	-	-	5	1	6
Jordan Goodwin	-	-	5	-	5
Double-Digit Points					
Javon Bess	-	-	23	6	29
Hasahn French	-	-	14	3	17
Jordan Goodwin	-	-	12	5	17
D.J. Foreman	-	-	8	3	11
Elliott Welmer	-	9	-	-	9
Tramaine Isabell Jr.	-	-	-	6	6
Carte/Are Gordon	-	-	-	4	4
Dion Wiley	-	-	-	1	1
Double-Digit Rebounds					
Hasahn French	-	-	8	2	10
Javon Bess	-	-	6	3	9
Jordan Goodwin	-	-	7	-	7
Elliott Welmer	-	1	-	-	1
Led team in Scoring (includes ties)					
Javon Bess	-	-	9	4	13
Jalen Johnson	-	4	4	-	8
Jordan Goodwin	-	-	4	1	5
Elliott Welmer	-	4	-	-	4
D.J. Foreman	-	-	3	-	3
Hasahn French	-	-	2	1	3
Tramaine Isabell Jr.	-	-	-	2	2
Dion Wiley	-	-	-	1	1

SPECIALTY STATS

	Points in Paint	Points Off TO	2nd Chance	Fast Break	Bench	SLU's Largest Lead	SLU's Largest Deficit	Times Tied	Lead Changes	Margins Half	Margins Final
Southeast Missouri	34/26	23/12	22/6	17/18	24/23	22 (2nd, 15:07)	3 (1st, 18:49)	2	1	+16	+10
Troy	24/28	8/16	7/6	8/10	6/15	7 (2nd, 00:21)	10 (1st, 3:31)	8	4	-6	+4
North Alabama	28/28	14/8	2/6	12/6	12/11	12 (2nd, 2:19)	8 (1st, 16:27)	2	1	+4	+11
at Seton Hall	24/24	8/16	10/10	5/9	27/13	12 (2nd, 14:20)	4 (1st, 17:24)	2	11	+5	+2
vs. Pitt	40/28	13/16	22/5	4/6	26/26	4 (1st, 12:28)	7 (1st, 1:12)	15	12	-5	-2
Central Arkansas	30/12	12/8	8/4	12/9	4/19	14 (2nd, 00:11)	2 (1st, 19:17)	0	1	+4	+12
Butler	24/22	9/12	7/4	2/4	11/11	15 (2nd, 6:00)	8 (1st, 9:18)	1	2	+6	+12
at Southern Illinois	30/28	17/14	10/8	6/4	9/13	1 (1st, 5:41)	12 (2nd, 6:48)	3	5	-4	-5
Oregon State											
at Houston											
NC Central											
vs. Florida State											
Appalachian State											
Rhode Island											
UMass											
at La Salle											
at Fordham											
Saint Joseph's											
at Duquesne											
Davidson											
Richmond											
at Rhode Island											
Dayton											
at Saint Joseph's											
at George Washington											
La Salle											
at Dayton											
at VCU											
George Mason											
Duquesne											
at St. Bonaventure											

Stats listed as SLU/Opponent

2018-19 ROSTER

NUMERICAL ROSTER

NO.	NAME	POS.	HT.	WT.	YR.	HOMETOWN (PREVIOUS SCHOOLS)
0	Jordan Goodwin	G	6-3	210	So.	Centreville, Ill. (Althoff Catholic)
1	D.J. Foreman	F	6-8	240	Sr.	Spring Valley, N.Y. (Rutgers) (Massanutten Military Academy)
2	Tramaine Isabell Jr.	G	6-1	180	Sr.	Seattle, Wash. (Drexel/Missouri) (Garfield)
3	Javon Bess	G	6-6	220	Sr.	Columbus, Ohio (Michigan State) (Gahanna Lincoln)
4	Dion Wiley	G	6-4	210	Sr.	Oxon Hill, Md. (Maryland) (Potomac)
5	Carte'Are Gordon	F	6-9	230	Fr.	St. Louis, Mo. (Webster Groves)
11	Hasahn French	F	6-7	235	So.	Middletown, N.Y. (Commonwealth Academy)
12	Brandon Courtney	G	6-3	175	Fr.	Tremont, Ill. (Wesclin)
15	Demarius Jacobs	G	6-2	175	Fr.	Chicago, Ill. (Uplift)
20	Fred Thatch Jr.	G	6-3	210	Fr.	Sikeston, Mo. (Sikeston)
23	KC Hankton	F	6-7	205	Fr.	Charlotte, N.C. (United Faith Christian Academy)
24	Ingvi Gudmundsson	G	6-4	180	Fr.	Grindavik, Iceland
31	Jack Raboin	G	6-6	205	Jr.	Mattoon, Ill. (Lake Land College) (Mattoon)
33	Elliott Welmer	F	6-9	220	So.	Columbus, Ind. (Bridgton Academy/Columbus North)

ALPHABETICAL ROSTER

NO.	NAME	POS.	HT.	WT.	YR.	HOMETOWN (PREVIOUS SCHOOLS)
3	Javon Bess	G	6-6	220	Sr.	Columbus, Ohio (Michigan State) (Gahanna Lincoln)
12	Brandon Courtney	G	6-3	175	Fr.	Tremont, Ill. (Wesclin)
1	D.J. Foreman	F	6-8	240	Sr.	Spring Valley, N.Y. (Rutgers) (Massanutten Military Academy)
11	Hasahn French	F	6-7	235	So.	Middletown, N.Y. (Commonwealth Academy)
0	Jordan Goodwin	G	6-3	210	So.	Centreville, Ill. (Althoff Catholic)
5	Carte'Are Gordon	F	6-9	230	Fr.	St. Louis, Mo. (Webster Groves)
24	Ingvi Gudmundsson	G	6-4	180	Fr.	Grindavik, Iceland
23	KC Hankton	F	6-7	205	Fr.	Charlotte, N.C. (United Faith Christian Academy)
2	Tramaine Isabell Jr.	G	6-1	180	Sr.	Seattle, Wash. (Drexel/Missouri) (Garfield)
15	Demarius Jacobs	G	6-2	175	Fr.	Chicago, Ill. (Uplift)
31	Jack Raboin	G	6-6	205	Jr.	Mattoon, Ill. (Lake Land College) (Mattoon)
20	Fred Thatch Jr.	G	6-3	210	Fr.	Sikeston, Mo. (Sikeston)
33	Elliott Welmer	F	6-9	220	So.	Columbus, Ind. (Bridgton Academy/Columbus North)
4	Dion Wiley	G	6-4	210	Sr.	Oxon Hill, Md. (Maryland) (Potomac)

PRONUNCIATIONS

Javon Bess: Juh-von

Carte'Are Gordon: cardi-air

Demarius Jacobs: duh-mar-ius

Ingvi Gudmundsson: Ing-v Good-mund-son

Jack Raboin: Ruh-boyne

SAINT LOUIS STAFF

Head Coach: Travis Ford

Associate Head Coach: Van Macon

Assistant Coach: Will Bailey

Assistant Coach: Corey Tate

Director of Basketball Operations: Chris Tiff


Director of Player Development: Ford Stuen

Support Services Coordinator: Michael Wilson

Graduate Student Managers: Phil Forte, Chris Lowe




Jordan Goodwin
So. • G • 6-3 • 210



D.J. Foreman
Sr. • F • 6-8 • 240



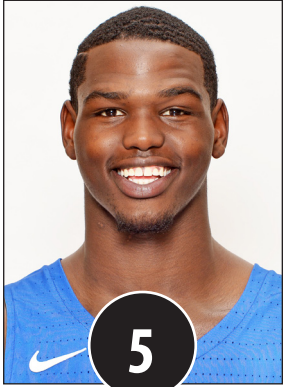
Tramaine Isabell Jr.
Sr. • G • 6-1 • 180



Javon Bess
Sr. • G • 6-6 • 220



Dion Wiley
Sr. • G • 6-4 • 210



Carte'Are Gordon
Fr. • F • 6-9 • 230



Hasahn French
So. • F • 6-7 • 235



Brandon Courtney
Fr. • G • 6-3 • 175




Demarius Jacobs
Fr. • G • 6-2 • 175



Fred Thatch Jr.
Fr. • G • 6-3 • 210



KC Hankton
Fr. • F • 6-7 • 205



Ingvi Gudmundsson
Fr. • G • 6-4 • 180



Jack Raboin
Jr. • G • 6-6 • 205



Elliott Welmer
So. • F • 6-9 • 220



Travis Ford
Head Coach



Van Macon
Associate Head Coach



Will Bailey
Assistant Coach



Corey Tate
Assistant Coach

HeadCoach **TRAVIS FORD**



Saint Louis University head coach Travis Ford is in his third season on the Billikens' sideline, and his 22nd overall.

In 22 seasons as a collegiate head coach, Ford has a 371-305 record. He has had head-coaching stints at Oklahoma State (eight years, 2008-16), Massachusetts (three years, 2005-08), Eastern Kentucky (five years, 2000-05) and Campbellsville (three years, 1997-2000). Ford has led his team to the NCAA Tournament six times. He has coached seven players who have gone on to play in the NBA and five who have been named conference player of the year.

Prior to SLU, Ford spent eight seasons as head coach at Oklahoma State University and led the Cowboys to a 155-111 record and five NCAA Tournament appearances, including three in the last four years. He recruited three McDonald's All-Americans to Stillwater during his tenure.

Ford is familiar with the Atlantic 10 Conference, having spent three years as head coach at the University of Massachusetts. He led the Minutemen to 20-win seasons in 2006-07 (A-10 regular-season co-champions, NIT second round) and 2007-08 (NIT finalist). UMass defeated Syracuse and Florida in the 2008 NIT quarterfinals and semifinals, respectively.

Over the span of five seasons at Eastern Kentucky, Ford engineered a turnaround that saw the Colonels post 22 victories his final year after they registered seven in each of his first two seasons. In 2004-05, EKU won the Ohio Valley Conference title to give the program its first NCAA Tournament appearance in 26 years.

Ford began his first foray into coaching in 1997 with a three-year stint at Campbellsville University, an NAIA school in Kentucky.

Ford played the majority of his collegiate career at the University of Kentucky, helping the Wildcats to NCAA Tournament appearances in each of his three seasons (1992, 1993, 1994). He was a junior on the 1993 Wildcat team that advanced to the NCAA Final Four. Ford transferred to Kentucky after one season (1989-90) at the University of Missouri.

Ford is a native of Madisonville, Ky. He and his wife, Heather, have three children: Brooks, Kyleigh and Shane. Ford earned a bachelor's degree in communications at the University of Kentucky in 1994.

FORD'S YEAR-BY-YEAR

Year	School	Overall	Postseason
Head Coach			
1997-98	Campbellsville	7-26	
1998-99	Campbellsville	28-3	
1999-00	Campbellsville	23-11	
2000-01	Eastern Kentucky	7-19	
2001-02	Eastern Kentucky	7-20	
2002-03	Eastern Kentucky	11-17	
2003-04	Eastern Kentucky	14-15	
2004-05	Eastern Kentucky	22-9	NCAA 1st Round
2005-06	Massachusetts	13-15	
2006-07	Massachusetts	24-9	NIT 2nd Round
2007-08	Massachusetts	25-11	NIT Runner-Up
2008-09	Oklahoma State	23-12	NCAA 2nd Round
2009-10	Oklahoma State	22-11	NCAA
2010-11	Oklahoma State	20-14	NIT 2nd Round
2011-12	Oklahoma State	15-18	
2012-13	Oklahoma State	24-9	NCAA
2013-14	Oklahoma State	21-13	NCAA
2014-15	Oklahoma State	18-14	NCAA
2015-16	Oklahoma State	12-20	
2016-17	Saint Louis	12-21	
2017-18	Saint Louis	17-16	
2018-19	Saint Louis	6-2	
TOTAL	22 yrs.	371-305	
AT SLU	3 yrs.	35-39	
Player			
1989-90	Missouri	29-8	NCAA Sweet Sixteen
1991-92	Kentucky	29-7	NCAA Elite Eight
1992-93	Kentucky	30-4	NCAA Final Four
1993-94	Kentucky	27-7	NCAA Round of 32





3 • JAVON BESS



Senior • G • 6-6 • 220 • Columbus, Ohio • Michigan State | Major: Organizational Leadership

LAST GAME | Pulled down a game-high 15 rebounds and dished out six assists at Southern Illinois.

2018-19 • Senior | Preseason All-Conference (second team) and preseason All-Defensive team ... leads team in scoring with 13.1 ppg ... top free throw shooter, hitting 87.5 percent (35-40) from the stripe ... turned in a team-high 18 points against Butler and played lock-down defense, helping hold Butler to below 30 percent shooting for the game ... led the Billikens with 19 points against Central Arkansas ... scored 12 points and was 4-of-4 from the stripe against Pitt ... pulled down 13 rebounds at Seton Hall ... registered a double-double with 16 points and 10 rebounds (season high) against North Alabama ... scored 11 points and grabbed five rebounds in 35 minutes of action against Troy ... tied for game-high honors with 18 points against SEMO ... also corralled five rebounds, three assists and three steals.

2017-18 • Junior | Started all 33 games ... A-10 All-Defensive team honoree ... led the Billikens in scoring (13.3 ppg) and total rebounds (244) ... finished seventh in the A-10 in rebounding and 22nd in scoring ... led the A-10 in free throws made (160) and free throws attempted (211) ... was eighth in the A-10 in minutes played with 1,195 (36.2 mpg), which ranks among the most in a single season in SLU history ... shot 75.8 percent (160-211) from the charity stripe ... second on the Billikens in assists (72) and steals (41) ... recorded seven double-doubles on the year ... named to the 2K Classic All-Tournament team after scoring 22 points against Virginia Tech and 16 points against Providence at Madison Square Garden ... led the Billikens with 22 points and added 10 boards for a double-double at Butler ... turned in 20 points and posted a career-high five steals in the win over Murray State ... had four-straight double-doubles in the A-10 season against Fordham, St. Bonaventure, La Salle and Richmond ... grabbed a career-best 16 rebounds at St. Bonaventure ... scored 13 points and grabbed 11 rebounds for another double-double against George Washington.

2015-16 • Sophomore (Michigan State University) | Appeared in 32 games (13 starts) ... scored a season-high 16 points against Arkansas Pine-Bluff ... pulled down a season-best nine rebounds against Boise State.

2014-15 • Freshman (Michigan State University) | Appeared in 12 games (three starts) ... missed 27 games due to an injured foot, including the first 10 games and the final 17 games of the season ... started consecutive Big Ten games against Maryland, Penn State and Nebraska.

Prep | Named Ohio's Division I co-Player of the Year at Gahanna Lincoln High School ... Associated Press Division I first-team selection and was the 2014 Central District Player of the Year ... averaged 22 points, 7.5 rebounds and 3.5 assists as a senior while shooting a remarkable 65 percent from the field ... as a junior, turned in 18.5 ppg, 7.5 rpg and 2.5 apg ... picked up honorable-mention All-State honors his junior season after helping team to the regional finals ... played at Pinkerington Central as a sophomore and helped team to the state championship ... played AAU for All-Ohio Red.

SEASON/CAREER HIGHS

POINTS

SEASON: 19 vs. C. Ark., 11/24/18
CAREER: 22, twice

REBOUNDS

SEASON: 15 at S. Illinois, 12/5/18
CAREER: 16 at St. Bona, 2/7/18

ASSISTS

SEASON: 6 at S. Illinois, 12/5/18
CAREER: 7 vs. Richmond, 1/6/18

STEALS

SEASON: 3 vs. SEMO, 11/6/18
CAREER: 5 vs. Murray St., 12/12/17

BLOCKS

SEASON: 1, three times
CAREER: 2, twice

FIELD GOALS MADE

SEASON: 6 vs. SEMO, 11/6/18
CAREER: 7, twice

FIELD GOALS ATTEMPTED

SEASON: 11, twice
CAREER: 18 at Butler, 12/2/17

3-PT. FIELD GOALS MADE

SEASON: 3 vs. C. Ark., 11/24/18
CAREER: 3, twice

3-PT. FIELD GOALS ATTEMPTED

SEASON: 7, twice
CAREER: 8 at George Mason, 1/13/18

FREE THROWS MADE

SEASON: 8 vs. C. Ark., 11/24/18
CAREER: 12 vs. Va. Tech, 11/17/17

FREE THROWS ATTEMPTED

SEASON: 10 vs. C. Ark., 11/24/18
CAREER: 15 vs. Va. Tech, 11/17/17

MINUTES PLAYED

SEASON: 37, twice
CAREER: 44 vs. VCU, 1/23/18

BESS' 2018-19 GAME-BY-GAME STATS

Opponent	Date	gs	min	Total		3-Pointers		Free throws		Rebounds			pf	a	t/o	blk	stl	pts	avg		
				fg-fga	pct	3fg-fga	pct	ft-fa	pct	off	def	tot								avg	
SOUTHEAST MISSOURI	11/06/18	*	36	6-11	.545	2-6	.333	4-6	.667	0	5	5	5.0	2	3	1	0	3	18	18.0	
TROY	11/10/18	*	36	3-9	.333	2-4	.500	3-4	.750	1	4	5	5.0	3	2	1	1	2	11	14.5	
NORTH ALA.	11/13/18	*	35	5-10	.500	2-6	.333	4-4	1.000	0	10	10	6.7	1	4	1	0	1	16	15.0	
at Seton Hall	11/17/18	*	36	1-6	.167	0-2	.000	6-6	1.000	2	11	13	8.3	3	1	2	0	2	8	13.3	
vs Pitt	11/21/18	*	25	3-7	.429	2-3	.667	4-4	1.000	2	2	4	7.4	4	0	1	0	2	12	13.0	
CENTRAL ARK.	11/24/18	*	37	4-11	.364	3-7	.429	8-10	.800	1	5	6	7.2	2	0	1	1	0	19	14.0	
BUTLER	12/01/18	*	35	5-10	.500	2-6	.333	6-6	1.000	1	6	7	7.1	1	3	0	0	1	18	14.6	
at Southern Illinois	12/05/18	*	37	1-10	.100	1-7	.143	0-0	.000	2	13	15	8.1	2	6	0	1	1	3	13.1	
Totals			8	277	28-74	.378	14-41	.341	35-40	.875	9	56	65	8.1	18	19	7	3	12	105	13.1

Games played: 8
Minutes/game: 34.6
Points/game: 13.1
FG Pct: 37.8

Rebounds/game: 8.1
Assists/game: 2.4
Turnovers/game: 0.9
Assist/turnover ratio: 2.7

BESS' CAREER STATISTICS

* at Michigan State

Season	gp-gs	min/avg	Total		3-Point		F-Throws		Rebounds				Scoring							
			fg-fga	pct	fg-fga	pct	ft-fa	pct	off	def	tot	avg	pf	fo	ast	to	blk	stl	pts	avg
2014-15*	12-3	148/12.3	11-23	.478	1-2	.500	9-21	.429	15	20	35	2.9	16	0	12	9	3	4	32	2.7
2015-16*	32-13	352/11.0	31-72	.431	1-9	.111	31-54	.574	23	51	74	2.3	30	1	22	13	7	9	94	2.9
2017-18	33-33	1195/36.2	128-324	.395	24-89	.270	160-211	.758	79	165	244	7.4	78	0	72	67	13	41	440	13.3
2018-19	8-8	277/34.6	28-74	.378	14-41	.341	35-40	.875	9	56	65	8.1	18	0	19	7	3	12	105	13.1
TOTAL	41-41	1472/35.9	156-398	.392	38-130	.292	195-251	.777	88	221	309	7.5	96	0	91	74	16	53	545	13.3
All*	85-57	1972/23.2	198-493	.402	40-141	.284	235-326	.721	126	292	418	4.9	142	1	125	96	26	66	671	7.9



1 • D.J. FOREMAN



Senior • F • 6-8 • 240 • Spring Valley, N.Y. • Rutgers | Major: Communication

LAST GAME | Had two points in 16 minutes at Southern Illinois.

2018-19 • Senior | Had 10 points and seven rebounds against Pitt at Barclays Center ... scored seven points and added four rebounds against Seton Hall, which was his 100th career game ... scored 15 points and dished out a career-high five assists against North Alabama ... collected six rebounds in 18 minutes against Troy ... went 5-of-6 from the field and finished the SEMO game with 12 points ... also posted three rebounds, all on the offensive glass.

2017-18 • Junior | Appeared in 32 games and made 15 starts ... in A-10 games only, increased averages to 9.4 ppg and 4.1 rpg ... his .626 (87-of-139) field-goal percentage is third in school history for a single season ... third in the Atlantic 10 in field-goal percentage in conference games only (64-of-98, .653) ... turned in eight points and six rebounds in the win against Virginia Tech at Madison Square Garden ... followed the VT game with an eight-point, five-rebound outing against Providence at MSG ... scored 16 points on 7-of-9 shooting in the home win over Richmond ... posted a career-high 21 points and added eight rebounds in the home win against Duquesne ... pumped in 20 points in the overtime loss to VCU.

2015-16 • Sophomore (Rutgers University) | Appeared in 32 games (23 starts) ... led the team with 6.0 rpg and averaged 7.9 ppg ... posted 19 blocked shots ... registered a season-high 12 rebounds against Michigan State ... neared a double-double with eight points and nine rebounds against Iowa ... had a season-high 13 points and pulled down eight rebounds at Ohio State.

2014-15 • Freshman (Rutgers University) | Appeared in all 32 games (two starts) ... turned in 3.8 ppg and 2.7 rpg ... scored a career-high 15 points (5-of-7 shooting) at Purdue ... had a 10-point, eight-rebound outing at Iowa.

Prep | Attended Massanutten Military Academy in Virginia from 2011-12 through 2013-14 ... member of the 2014 Rivals 150, ranked as the No. 133 overall player nationally ... rated the 37th best forward in the class of 2014 and No. 7 player from the state of New York according to ESPN Recruiting ... ranked as the No. 8 overall player in Virginia in 2014 by the Phenom Hoops Report ... averaged 16 ppg and 7 rpg his final season at Massanutten ... ran with the Boo Williams AAU squad on the Nike Elite Youth Basketball League circuit.

SEASON/CAREER HIGHS

POINTS

SEASON: 15 vs. N. Ala., 11/13/18
CAREER: 21 vs. Duquesne, 1/17/18

REBOUNDS

SEASON: 7 vs. Pitt, 11/21/18
CAREER: 12 vs. Mich. St., 1/31/16 ^

ASSISTS

SEASON: 5 vs. N. Ala., 11/13/18
CAREER: 5 vs. N. Ala., 11/13/18

STEALS

SEASON: 1, twice
CAREER: 3 vs. Seton Hall, 12/5/15 ^

BLOCKS

SEASON: 1 vs. N. Ala., 11/13/18
CAREER: 2, four times ^

FIELD GOALS MADE

SEASON: 5, twice
CAREER: 9 vs. VCU, 1/23/18

FIELD GOALS ATTEMPTED

SEASON: 9 vs. Pitt, 11/21/18
CAREER: 14 vs. VCU, 1/23/18

3-PT. FIELD GOALS MADE

SEASON:
CAREER: 1, six times ^

3-PT. FIELD GOALS ATTEMPTED

SEASON:
CAREER: 2 vs. St. Fran., 11/23/14 ^

FREE THROWS MADE

SEASON: 5 vs. N. Ala., 11/13/18
CAREER: 7, twice

FREE THROWS ATTEMPTED

SEASON: 8 vs. N. Ala., 11/13/18
CAREER: 13 vs. Howard, 11/15/15 ^

MINUTES PLAYED

SEASON: 32 vs. SEMO, 11/6/18
CAREER: 36 vs. Duquesne, 1/17/18

^ career-high reached at Rutgers

FOREMAN'S 2018-19 GAME-BY-GAME STATS

Opponent	Date	gs	min	Total		3-Pointers		Free throws		Rebounds				pf	a	t/o	blk	stl	pts	avg
				fg-fga	pct	3fg-fga	pct	ft-fa	pct	off	def	tot	avg							
SOUTHEAST MISSOURI	11/06/18	22	5-6	.833	0-0	.000	2-3	.667	3	0	3	3.0	2	1	0	0	1	12	12.0	
TROY	11/10/18	18	0-3	.000	0-0	.000	0-0	.000	3	3	6	4.5	1	0	2	0	0	0	6.0	
NORTH ALA.	11/13/18	*	32	5-6	.833	0-0	.000	5-8	.625	1	1	2	3.7	1	5	2	1	1	15	9.0
at Seton Hall	11/17/18	15	2-6	.333	0-0	.000	3-4	.750	0	4	4	3.8	4	0	2	0	0	7	8.5	
vs Pitt	11/21/18	29	4-9	.444	0-0	.000	2-4	.500	1	6	7	4.4	1	1	1	0	0	10	8.8	
CENTRAL ARK.	11/24/18	22	1-3	.333	0-0	.000	2-2	1.000	2	3	5	4.5	2	1	2	0	0	4	8.0	
BUTLER	12/01/18	22	1-2	.500	0-0	.000	2-4	.500	1	4	5	4.6	3	0	1	0	0	4	7.4	
at Southern Illinois	12/5/18	16	1-4	.250	0-0	.000	0-0	.000	1	0	1	4.1	2	0	4	0	0	2	6.8	
Totals		1	176	19-39	.487	0-0	.000	16-25	.640	12	21	33	4.1	16	8	14	1	2	54	6.8

Games played: 8
Minutes/game: 22.0
Points/game: 6.8
FG Pct: 48.7
FT Pct: 64.0

Rebounds/game: 4.1
Assists/game: 1.0
Turnovers/game: 1.8
Assist/turnover ratio: 0.6
Steals/game: 0.3

FOREMAN'S CAREER STATISTICS

* at Rutgers

Season	gp-gs	min/avg	Total		3-Point		F-Throws		Rebounds				Scoring							
			fg-fga	pct	fg-fga	pct	ft-fa	pct	off	def	tot	avg	pf	fo	ast	to	blk	stl	pts	avg
2014-15*	32-3	486/15.2	48-110	.436	3-9	.333	22-49	.449	35	51	86	2.7	52	0	16	31	5	6	121	3.8
2015-16*	32-23	839/26.2	93-194	.479	3-6	.500	65-116	.560	51	141	192	6.0	94	2	21	60	19	22	254	7.9
2017-18	32-15	619/19.3	87-139	.626	0-1	.000	46-91	.505	37	71	108	3.4	80	2	27	55	10	11	220	6.9
2018-19	8-1	176/22.0	19-39	.487	0-0	.000	16-25	.640	12	21	33	4.1	16	0	8	14	1	2	54	6.8
TOTAL	40-16	795/19.9	106-178	.596	0-1	.000	62-116	.534	49	92	141	3.5	96	2	35	69	11	13	274	6.9
All*	104-42	2120/20.4	247-482	.512	6-16	.375	149-281	.530	135	284	419	4.0	242	4	72	160	35	41	649	6.2



11 • HASAHN FRENCH



Sophomore • F • 6-7 • 235 • Middletown, N.Y. • Commonwealth | Major: Arts & Sciences

LAST GAME | Led Billikens with 13 points and finished with nine rebounds at Southern Illinois.

2018-19 • Sophomore | Preseason All-Conference (second team) ... made four of his five shots from the field en route to nine points against Butler ... also grabbed eight rebounds ... registered nine points and eight rebounds in the win over Central Arkansas ... recorded the sixth double-double of his career with 13 points and 10 rebounds against Pitt ... also matched his career high with six blocks against the Panthers ... posted seven rebounds and dished out three assists in the win over Troy ... had a game-high 12 rebounds against SEMO, one shy of his career best ... also tied his career high with four assists.

2017-18 • Junior | A-10 All-Rookie team selection ... started 32 games for the Billikens ... recorded 59 blocked shots on the season, the most by a freshman in school history and fourth all-time in a single season in SLU history ... collected 228 total rebounds, tied for second by a freshman in SLU history ... named A-10 Rookie of the Week on Feb. 19 ... scored 9.3 ppg and averaged 7.1 rpg for the Billikens ... shot 53.5 percent (129-241) from the field ... had five double-doubles on the season ... turned in a career-high 20 points on 10-of-15 shooting at Dayton ... posted 17 points, nine rebounds and a career-high six blocks in the home win against La Salle ... corralled a career-high 16 rebounds at home against St. Bonaventure.

Prep | Attended prep school at Commonwealth Academy in Springfield, Massachusetts ... ranked as the No. 90 recruit in the final ESPN Top 100 rankings and was an ESPN four-star recruit ... consensus top-15 ranking at his position on various recruiting websites ... burst onto the AAU scene with the PSA Cardinals (New York City) ... on the summer AAU circuit, he averaged 7.9 ppg and 8.3 rpg while shooting 54.2 percent from the floor ... helped the Cardinals to a 14-2 record, including a 4-1 mark at the Nike Peach Jam ... scored more than 1,000 points at Commonwealth Academy.

SEASON/CAREER HIGHS

POINTS

SEASON: 13, twice
CAREER: 20 at Dayton, 2/20/18

REBOUNDS

SEASON: 12 vs. SEMO, 11/6/18
CAREER: 13 vs. VCU, 1/23/18

ASSISTS

SEASON: 4 vs. SEMO, 11/6/18
CAREER: 4, three times

STEALS

SEASON: 2 vs. N. Ala., 11/13/18
CAREER: 3 at Richmond, 2/17/18

BLOCKS

SEASON: 6 vs. Pitt, 11/21/18
CAREER: 6, twice

FIELD GOALS MADE

SEASON: 6, twice
CAREER: 10 at Dayton, 2/20/18

FIELD GOALS ATTEMPTED

SEASON: 12, twice
CAREER: 15 at Dayton, 2/20/18

3-PT. FIELD GOALS MADE

SEASON:
CAREER:

3-PT. FIELD GOALS ATTEMPTED

SEASON:
CAREER: 1 vs. Providence, 11/17/17

FREE THROWS MADE

SEASON: 3 vs. C. Ark., 11/24/18
CAREER: 5 vs. La Salle, 2/10/18

FREE THROWS ATTEMPTED

SEASON: 8 vs. C. Ark., 11/24/18
CAREER: 15 at Dayton, 2/20/18

MINUTES PLAYED

SEASON: 34 vs. SEMO, 11/6/18
CAREER: 41 vs. VCU, 1/23/18

FRENCH'S 2018-19 GAME-BY-GAME STATS

Opponent	Date	gs	min	Total		3-Pointers		Free throws		Rebounds				pf	a	t/o	blk	stl	pts	avg	
				fg-fga	pct	3fg-fga	pct	ft-fa	pct	off	def	tot	avg								
SOUTHEAST MISSOURI	11/06/18	*	34	1-1	1.000	0-0	.000	0-0	.000	2	10	12	12.0	2	4	0	3	0	2	2.0	
TROY	11/10/18	*	26	2-5	.400	0-0	.000	0-4	.000	2	5	7	9.5	4	3	2	0	0	4	3.0	
NORTH ALA.	11/13/18	*	20	5-8	.625	0-0	.000	1-3	.333	0	5	5	8.0	4	1	1	1	2	11	5.7	
at Seton Hall	11/17/18	*	13	1-2	.500	0-0	.000	0-1	.000	0	2	2	6.5	4	0	2	1	1	2	4.8	
vs Pitt	11/21/18	*	29	6-12	.500	0-0	.000	1-3	.333	2	8	10	7.2	3	2	4	6	0	13	6.4	
CENTRAL ARK.	11/24/18	*	27	3-9	.333	0-0	.000	3-8	.375	4	4	8	7.3	4	1	4	1	1	9	6.8	
BUTLER	12/01/18	*	28	4-5	.800	0-0	.000	1-2	.500	1	7	8	7.4	2	3	6	2	0	9	7.1	
at Southern Illinois	12/5/18	*	29	6-12	.500	0-0	.000	1-2	.500	4	5	9	7.6	4	1	2	0	1	13	7.9	
Totals			8	206	28-54	.519	0-0	.000	7-23	.304	15	46	61	7.6	27	15	21	14	5	63	7.9

Games played: 8
Minutes/game: 25.8
Points/game: 7.9
FG Pct: 51.9
FT Pct: 30.4

Rebounds/game: 7.6
Assists/game: 1.9
Turnovers/game: 2.6
Assist/turnover ratio: 0.7
Steals/game: 0.6
Blocks/game: 1.8

FRENCH'S CAREER STATISTICS

Season	gp-gs	min/avg	Total		3-Point		F-Throws		Rebounds				Scoring							
			fg-fga	pct	fg-fga	pct	ft-fa	pct	off	def	tot	avg	pf	fo	ast	to	blk	stl	pts	avg
2017-18	32-32	965/30.2	129-241	.535	0-1	.000	40-110	.364	94	134	228	7.1	105	6	48	63	59	24	298	9.3
2018-19	8-8	206/25.8	28-54	.519	0-0	.000	7-23	.304	15	46	61	7.6	27	0	15	21	14	5	63	7.9
TOTAL	40-40	1171/29.3	157-295	.532	0-1	.000	47-133	.353	109	180	289	7.2	132	6	63	84	73	29	361	9.0



0 • JORDAN GOODWIN



Sophomore • G • 6-3 • 210 • Centreville, Ill. • Althoff Catholic | Major: Arts & Sciences

LAST GAME | Went for 12 points and posted four steals at Southern Illinois.

2018-19 • Sophomore | Preseason All-Conference (second team) selection ... leads Billikens in assists (25) and steals (15) ... finished with 18 points, six rebounds and six assists against Central Arkansas ... scored 16 points and added eight rebounds against Pitt ... also dished out a team-best four assists against the Panthers ... put together a solid all-around game against Troy with 15 points, nine rebounds, five assists and four steals ... had 11 points and six rebounds in the win against SEMO.

SEASON HIGHLIGHTS | Appeared in and started 26 games for the Billikens ... scored 11.5 ppg and led the Billikens in rebounding (7.5 rpg), assists (3.9 apg) and steals (2.0 spg) ... ranks in the top 10 among SLU freshmen in several single-season categories: steals (52, second), assists (103, third), rebounding average (7.5, third), total rebounds (195, sixth) and scoring average (11.5, seventh) ... his 52 steals tied for ninth in a single season in school history ... became the first Billiken in school history to record a triple-double when he went for 13 points, 15 rebounds (a career high) and 10 assists in a home victory against Duquesne ... was close to becoming the first player in NCAA Division I history to record three straight triple-doubles – against George Mason the game prior to the Duquesne game, he finished with nine points, nine rebounds and 11 assists (a career high) – the game following the Duquesne game, he posted 19 points, 10 rebounds and eight assists at Massachusetts ... finished fourth in the NCAA among freshmen in steals per game ... in the final A-10 statistics, was fourth in steals per game, fourth in offensive rebounds per game, sixth in rebounds per game, 12th in assists per game and 12th in assist/turnover ratio ... had five double-doubles.

Previous | Prepped at Althoff Catholic in Belleville, Illinois ... ranked No. 55 in the final ESPN Top 100 rankings for 2017 and is a consensus four-star recruit ... Althoff Catholic's all-time leading scorer with 2,324 points ... helped Crusaders to the Class 3A Illinois Basketball state title his junior year after the team posted a second-place finish his sophomore season ... played tight end and receiver on the Crusaders' football team that advanced to the 2015 state finals ... received several football scholarship offers ... ran with the St. Louis Eagles AAU squad, where he averaged more than 16 ppg and nearly 10 rpg in 2016 ... third-team All-EYBL selection.

SEASON/CAREER HIGHS

POINTS

SEASON: 18 vs. C. Ark., 11/24/18
CAREER: 28 vs. La Salle, 2/10/18

REBOUNDS

SEASON: 9 vs. Troy, 11/10/18
CAREER: 15 vs. Duquesne, 1/17/18

ASSISTS

SEASON: 6 vs. C. Ark., 11/24/18
CAREER: 11 at G. Mason, 1/13/18

STEALS

SEASON: 4, twice
CAREER: 4, seven times

BLOCKS

SEASON: 1, three times
CAREER: 2, six times

FIELD GOALS MADE

SEASON: 8 vs. Pitt, 11/21/18
CAREER: 9, twice

FIELD GOALS ATTEMPTED

SEASON: 13, twice
CAREER: 18 vs. Va. Tech, 11/16/17

3-PT. FIELD GOALS MADE

SEASON: 2, three times
CAREER: 3 at Oregon St., 12/16/17

3-PT. FIELD GOALS ATTEMPTED

SEASON: 8 at S. Illinois, 12/5/18
CAREER: 7 vs. Va. Tech, 11/16/17

FREE THROWS MADE

SEASON: 6 vs. C. Ark., 11/24/18
CAREER: 13 vs. La Salle, 2/10/18

FREE THROWS ATTEMPTED

SEASON: 9 vs. SEMO, 11/6/18
CAREER: 16 vs. La Salle, 2/10/18

MINUTES PLAYED

SEASON: 35 vs. Troy, 11/10/18
CAREER: 40, twice

GOODWIN'S 2018-19 GAME-BY-GAME STATS

Opponent	Date	gs	min	Total		3-Pointers		Free throws		Rebounds			pf	a	t/o	blk	stl	pts	avg		
				fg-fga	pct	3fg-fga	pct	ft-fga	pct	off	def	tot								avg	
SOUTHEAST MISSOURI	11/06/18	*	28	3-8	.375	0-2	.000	5-9	.556	2	4	6	6.0	5	2	5	0	0	11	11.0	
TROY	11/10/18	*	35	6-13	.462	2-5	.400	1-3	.333	5	4	9	7.5	2	5	2	1	4	15	13.0	
NORTH ALA.	11/13/18	*	25	1-5	.200	0-2	.000	2-4	.500	0	4	4	6.3	3	2	1	0	1	4	10.0	
at Seton Hall	11/17/18	*	28	1-5	.200	0-0	.000	0-2	.000	2	3	5	6.0	2	3	6	1	1	2	8.0	
vs Pitt	11/21/18	*	33	8-11	.727	0-0	.000	0-1	.000	5	3	8	6.4	4	4	1	0	2	16	9.6	
CENTRAL ARK.	11/24/18	*	33	5-11	.455	2-3	.667	6-7	.857	2	4	6	6.3	2	6	4	0	2	18	11.0	
BUTLER	12/01/18	*	23	3-6	.500	1-2	.500	1-4	.250	2	3	5	6.1	4	1	3	1	1	8	10.6	
at Southern Illinois	12/5/18	*	34	4-13	.308	2-8	.250	2-3	.667	2	2	4	5.9	4	2	3	0	4	12	10.8	
Totals			8	239	31-72	.431	7-22	.318	17-33	.515	20	27	47	5.9	26	25	25	3	15	86	10.8

Games played: 8
Minutes/game: 29.9
Points/game: 10.8
FG Pct: 43.1
3FG Pct: 31.8
FT Pct: 51.5

Rebounds/game: 5.9
Assists/game: 3.1
Turnovers/game: 3.1
Assist/turnover ratio: 1.0
Steals/game: 1.9
Blocks/game: 0.4

GOODWIN'S CAREER STATISTICS

Season	gp-gs		min/avg	Total		3-Point		F-Throws		Rebounds				Scoring										
	gp	gs		fg-fga	pct	fg-fga	pct	ft-fga	pct	off	def	tot	avg	pf	fo	ast	to	blk	stl	pts	avg			
2017-18	26	26	867/33.3	108	290	.372	19	81	.235	65	94	.691	68	127	195	7.5	70	2	103	56	16	52	300	11.5
2018-19	8	8	239/29.9	31	72	.431	7	22	.318	17	33	.515	20	27	47	5.9	26	1	25	25	3	15	86	10.8
TOTAL	34	34	1106/32.5	139	362	.384	26	103	.252	82	127	.646	88	154	242	7.1	96	3	128	81	19	67	386	11.4



5 • CARTE'ARE GORDON



Freshman • F • 6-9 • 230 • St. Louis, Mo. • Webster Groves HS | Major: Arts & Sciences

LAST GAME | Scored 11 points at Southern Illinois.

2018-19 • Freshman | Registered eight points and blocked four shots in the win over Butler ... also drained his first-career trey against the Bulldogs ... turned in 10 points and posted a career-high nine rebounds in the win over Central Arkansas ... cored a career-high 14 points and registered four blocked shots in the win at Seton Hall ... scored seven points and brought down three rebounds against North Alabama ... hit all four of his shots from the field en route to 10 points against Troy ... played 15 minutes in his Billiken debut against SEMO ... averaged 10 ppg and 5.5 rpg over two exhibition tilts.

Previous | Consensus four-star recruit and ranked No. 75 in the ESPN Top 100 rankings ... helped Webster Groves High School to the state championship the last two seasons ... averaged 18.0 ppg and 8.3 rpg his senior year ... also led the team in steals (43) and blocks (54) ... member of the United States' U-17 championship team ... played with MoKan Elite on the AAU circuit, where he also won a national title.

SEASON/CAREER HIGHS

POINTS

SEASON: 14 at Seton Hall, 11/17/18
CAREER: 14 at Seton Hall, 11/17/18

REBOUNDS

SEASON: 9 vs. C. Ark., 11/24/18
CAREER: 9 vs. C. Ark., 11/24/18

ASSISTS

SEASON: 4 vs. C. Ark., 11/24/18
CAREER: 4 vs. C. Ark., 11/24/18

STEALS

SEASON: 2, four times
CAREER: 2, four times

BLOCKS

SEASON: 4, twice
CAREER: 4, twice

FIELD GOALS MADE

SEASON: 6 at Seton Hall, 11/17/18
CAREER: 6 at Seton Hall, 11/17/18

FIELD GOAL ATTEMPTS

SEASON: 10, twice
CAREER: 10, twice

3-PT. FIELD GOALS MADE

SEASON: 1 vs. Butler, 12/1/18
CAREER: 1 vs. Butler, 12/1/18

3-PT. FIELD GOALS ATTEMPTED

SEASON: 1, three times
CAREER: 1, three times

FREE THROWS MADE

SEASON: 3 vs. N. Ala., 11/13/18
CAREER: 3 vs. N. Ala., 11/13/18

FREE THROWS ATTEMPTED

SEASON: 5 vs. Troy, 11/10/18
CAREER: 5 vs. Troy, 11/10/18

MINUTES PLAYED

SEASON: 37 at Seton Hall, 11/17/18
CAREER: 37 at Seton Hall, 11/17/18

GORDON'S 2018-19 GAME-BY-GAME STATS

Opponent	Date	gs	min	Total		3-Pointers		Free throws		Rebounds				pf	a	t/o	blk	stl	pts	avg	
				fg-fga	pct	3fg-fga	pct	ft-fa	pct	off	def	tot	avg								
SOUTHEAST MISSOURI	11/06/18	*	15	1-2	.500	0-0	.000	0-0	.000	0	2	2	2.0	4	2	3	1	2	2	2.0	
TROY	11/10/18	*	25	4-4	1.000	0-0	.000	2-5	.400	1	2	3	2.5	0	0	3	0	0	10	6.0	
NORTH ALA.	11/13/18		19	2-5	.400	0-0	.000	3-4	.750	1	2	3	2.7	2	0	0	1	1	7	6.3	
at Seton Hall	11/17/18	*	37	6-10	.600	0-0	.000	2-2	1.000	1	3	4	3.0	3	2	3	4	1	14	8.3	
vs Pitt	11/21/18	*	12	3-8	.375	0-1	.000	0-0	.000	2	0	2	2.8	4	1	1	1	0	6	7.8	
CENTRAL ARK.	11/24/18	*	28	5-6	.833	0-0	.000	0-2	.000	0	9	9	3.8	3	4	1	3	2	10	8.2	
BUTLER	12/01/18	*	30	3-7	.429	1-1	1.000	1-4	.250	0	3	3	3.7	3	1	2	4	2	8	8.1	
at Southern Illinois	12/5/18	*	28	5-10	.500	0-1	.000	1-2	.500	0	2	2	3.5	3	2	4	1	2	11	8.5	
Totals			7	194	29-52	.558	1-3	.333	9-19	.474	5	23	28	3.5	22	12	17	15	10	68	8.5

Games played: 8
Minutes/game: 24.3
Points/game: 8.5
FG Pct: 55.8
3FG Pct: 33.3
FT Pct: 47.4

Rebounds/game: 3.5
Assists/game: 1.5
Turnovers/game: 2.1
Assist/turnover ratio: 0.7
Steals/game: 1.3
Blocks/game: 1.9

GORDON'S CAREER STATISTICS

Season	gp-gs	min/avg	Total		3-Point		F-Throws		Rebounds				Scoring							
			fg-fga	pct	fg-fga	pct	ft-fa	pct	off	def	tot	avg	pf	fo	ast	to	blk	stl	pts	avg
2018-19	8-7	194/24.3	29-52	.558	1-3	.333	9-19	.474	5	23	28	3.5	22	0	12	17	15	10	68	8.5
TOTAL	8-7	194/24.3	29-52	.558	1-3	.333	9-19	.474	5	23	28	3.5	22	0	12	17	15	10	68	8.5



2 • TRAMAINE ISABELL JR.



Senior • G • 6-1 • 180 • Seattle, Wash. • Missouri/Drexel | MAJOR: Organizational Leadership

LAST GAME | Scored eight points at Southern Illinois.

2018-19 • Senior | Second on team in scoring with 12.8 ppg ... was a solid 8-for-10 from the foul line en route to 10 points against Butler ... turned in 13 points, five rebounds and four assists in the win against Central Arkansas ... scored in 13 points and recorded three steals in the win at Seton Hall ... led the Billikens in scoring against Troy with 16 points ... also dished out five assists against the Trojans ... tied for team-high honors with 18 points against SEMO.

Previous | Graduate transfer for 2018-19 ... played one season at Drexel in 2017-18, leading the Dragons with 21.0 ppg ... topped all Colonial Athletic Association (CAA) guards with 7.1 rpg ... began his collegiate career at Missouri, playing two seasons from 2014 to 2016 ... scored 4.1 ppg as a freshman and 6.2 ppg his sophomore season with the Tigers ... declared for the 2018 NBA Draft but did not hire an agent.

SEASON/CAREER HIGHS

met at Mizzou or Drexel^*

POINTS

SEASON: 18 vs. SEMO, 11/6/18
CAREER: 40 vs. Elon, 1/25/18^

REBOUNDS

SEASON: 7 vs. N. Ala., 11/13/18
CAREER: 16 vs. Houston, 11/17/17^

ASSISTS

SEASON: 5 vs. Troy, 11/10/18
CAREER: 9 vs. Delaware, 2/22/18^

STEALS

SEASON: 3 at Seton Hall, 11/17/18
CAREER: 3, six times

BLOCKS

SEASON: 1 vs. N. Ala., 11/13/18
CAREER: 1 vs. S. Carolina, 1/16/16*

FIELD GOALS MADE

SEASON: 6 vs. SEMO, 11/6/18
CAREER: 14 vs. Elon, 1/25/18^

FIELD GOAL ATTEMPTS

SEASON: 13 vs. SEMO, 11/6/18
CAREER: 24 vs. Delaware, 2/22/18^

3-PT. FIELD GOALS MADE

SEASON: 2, four times
CAREER: 7 vs. Delaware, 2/22/18^

3-PT. FIELD GOALS ATTEMPTED

SEASON: 6, three times
CAREER: 11, twice^

FREE THROWS MADE

SEASON: 8 vs. Butler, 12/1/18
CAREER: 12 vs. JMU, 3/3/18^

FREE THROWS ATTEMPTED

SEASON: 11 vs. SEMO, 11/6/18
CAREER: 14, twice^

MINUTES PLAYED

SEASON: 36 vs. Troy, 11/10/18
CAREER: 43 vs. Towson, 2/8/18

ISABELL'S 2018-19 GAME-BY-GAME STATS

Opponent	Date	gs	min	Total		3-Pointers		Free throws		Rebounds				pf	a	t/o	blk	stl	pts	avg	
				fg-fga	pct	3fg-fga	pct	ft-fa	pct	off	def	tot	avg								
SOUTHEAST MISSOURI	11/06/18	*	32	6-13	.462	0-6	.000	6-11	.545	0	3	3	3.0	0	1	4	0	2	18	18.0	
TROY	11/10/18	*	36	4-10	.400	2-6	.333	6-9	.667	0	4	4	3.5	2	5	1	0	1	16	17.0	
NORTH ALA.	11/13/18	*	33	4-9	.444	1-2	.500	2-2	1.000	1	6	7	4.7	3	3	2	1	2	11	15.0	
at Seton Hall	11/17/18	*	28	4-6	.667	1-1	1.000	4-5	.800	2	2	4	4.5	5	2	6	0	3	13	14.5	
vs Pitt	11/21/18		20	3-10	.300	2-6	.333	0-0	.000	1	1	2	4.0	2	1	0	0	2	8	13.2	
CENTRAL ARK.	11/24/18	*	26	4-9	.444	2-4	.500	3-3	1.000	1	4	5	4.2	3	4	4	0	0	13	13.2	
BUTLER	12/01/18	*	32	1-6	.167	0-2	.000	8-10	.800	0	4	4	4.1	2	1	4	0	1	10	12.7	
at Southern Illinois	12/5/18	*	30	3-11	.273	2-5	.400	0-0	.000	1	2	3	4.0	2	3	2	0	0	8	12.1	
Totals			7	237	29-74	.392	10-32	.313	29-40	.725	6	26	32	4.0	19	20	23	1	11	97	12.1

Games played: 8
Minutes/game: 29.6
Points/game: 12.1
FG Pct: 39.2
3FG Pct: 31.3
FT Pct: 72.5

Rebounds/game: 4.0
Assists/game: 2.5
Turnovers/game: 2.9
Assist/turnover ratio: 0.9
Steals/game: 1.4
Blocks/game: 0.1

ISABELL'S CAREER STATISTICS

* at Drexel (2017-18) and Missouri (2014-16)

Season	gp-gs	min/avg	Total		3-Point		F-Throws		Rebounds				Scoring							
			fg-fga	pct	fg-fga	pct	ft-fa	pct	off	def	tot	avg	pf	fo	ast	to	blk	stl	pts	avg
2014-15*	27-1	405/15.0	37-118	.314	16-52	.308	22-28	.786	9	27	36	1.3	35	0	39	33	0	17	112	4.1
2015-16*	28-2	456/16.3	59-156	.378	13-51	.255	42-57	.737	9	39	48	1.7	31	1	35	41	1	22	173	6.2
2017-18*	28-20	963/34.4	202-426	.474	50-147	.340	133-174	.764	30	180	210	7.5	52	0	96	80	0	34	587	21.0
2018-19	8-7	237/29.6	29-74	.392	10-32	.313	29-40	.725	6	26	32	4.0	19	1	20	23	1	11	97	12.1
TOTAL	8-7	237/29.6	29-74	.392	10-32	.313	29-40	.725	6	26	32	4.0	19	1	20	23	1	11	97	12.1
All*	91-30	2061/22.6	327-774	.422	89-282	.316	226-299	.756	54	272	326	3.6	137	2	190	177	2	84	969	10.6



15 • DEMARIUS JACOBS



Freshman • G • 6-2 • 175 • Chicago, Ill. • Uplift | MAJOR: Arts & Sciences

LAST GAME | Recorded his first collegiate field goal with a 3-pointer at Southern Illinois.

2018-19 • Freshman | Played a career-high 12 minutes against Pitt at the Barclays Center ... appeared for two minutes against Troy ... played three minutes in his Billiken debut against SEMO.

Previous | Played at Uplift High School in Chicago before attending Hillcrest Prep in Phoenix for one season ... averaged 19.3 ppg, 7.3 rpg and 4.9 apg as a senior at Uplift ... also was effective on the defensive end, recording 3.4 bpg and 2.7 spg ... helped Uplift to three state tournament appearances during his high school career, including a state championship his sophomore season in 2015 ... at Hillcrest Prep, pumped in 13.3 ppg by shooting 51 percent from the field, 43 percent from the arc and 87 percent from the line.

SEASON/CAREER HIGHS

POINTS

SEASON: 3 at S. Illinois, 12/5/18
CAREER: 3 at S. Illinois, 12/5/18

REBOUNDS

SEASON: 2 vs. Pitt, 11/21/18
CAREER: 2 vs. Pitt, 11/21/18

ASSISTS

SEASON: 1, twice
CAREER: 1, twice

STEALS

SEASON: 1 vs. Pitt, 11/21/18
CAREER: 1 vs. Pitt, 11/21/18

BLOCKS

SEASON:
CAREER:

FIELD GOALS MADE

SEASON: 1 at S. Illinois, 12/5/18
CAREER: 1 at S. Illinois, 12/5/18

FIELD GOAL ATTEMPTS

SEASON: 2, twice
CAREER: 2, twice

3-PT. FIELD GOALS MADE

SEASON: 1 at S. Illinois, 12/5/18
CAREER: 1 at S. Illinois, 12/5/18

3-PT. FIELD GOALS ATTEMPTED

SEASON: 1, three times
CAREER: 1, three times

FREE THROWS MADE

SEASON: 1 vs. SEMO, 11/6/18
CAREER: 1 vs. SEMO, 11/6/18

FREE THROWS ATTEMPTED

SEASON: 2 vs. SEMO, 11/6/18
CAREER: 2 vs. SEMO, 11/6/18

MINUTES PLAYED

SEASON: 12 vs. Pitt, 11/21/18
CAREER: 12 vs. Pitt, 11/21/18

JACOBS' 2018-19 GAME-BY-GAME STATS

Opponent	Date	gs	min	Total		3-Pointers		Free throws		Rebounds				pf	a	t/o	blk	stl	pts	avg
				fg-fga	pct	3fg-fga	pct	ft-fa	pct	off	def	tot	avg							
SOUTHEAST MISSOURI	11/06/18	3		0-0	.000	0-0	.000	1-2	.500	0	1	1	1.0	0	1	0	0	0	1	1.0
TROY	11/10/18	2		0-1	.000	0-1	.000	0-0	.000	0	0	0	0.5	0	0	0	0	0	0	0.5
vs Pitt	11/21/18	12		0-2	.000	0-1	.000	0-0	.000	0	2	2	1.0	3	1	2	0	1	0	0.3
CENTRAL ARK.	11/24/18	9		0-0	.000	0-0	.000	0-0	.000	0	0	0	0.8	1	0	0	0	0	0	0.3
at Southern Illinois	12/5/18	7		1-2	.500	1-1	1.000	0-0	.000	1	0	1	0.8	1	0	0	0	0	3	0.8
Totals		0	33	1-5	.200	1-3	.333	1-2	.500	1	3	4	0.8	5	2	2	0	1	4	0.8

Games played: 5
Minutes/game: 6.6
Points/game: 0.8
FG Pct: 20.0
3FG Pct: 33.3
FT Pct: 50.0

Rebounds/game: 0.8
Assists/game: 0.4
Turnovers/game: 0.4
Assist/turnover ratio: 1.0
Steals/game: 0.2

JACOBS' CAREER STATISTICS

Season	gp-gs	min/avg	Total		3-Point		F-Throws		Rebounds				Scoring							
			fg-fga	pct	fg-fga	pct	ft-fa	pct	off	def	tot	avg	pf	fo	ast	to	blk	stl	pts	avg
2018-19	5-0	33/6.6	1-5	.200	1-3	.333	1-2	.500	1	3	4	0.8	5	0	2	2	0	1	4	0.8
TOTAL	5-0	33/6.6	1-5	.200	1-3	.333	1-2	.500	1	3	4	0.8	5	0	2	2	0	1	4	0.8



20 • FRED THATCH JR.



Freshman • G • 6-3 • 210 • Sikeston, Mo. • Sikeston HS | MAJOR: Sports Business

LAST GAME | Scored four points at Southern Illinois.

2018-19 • Freshman | Scored seven points, including an emphatic dunk off of a steal, in the win against Butler ... pulled down five rebounds in back-to-back games against Pitt and Central Arkansas ... hit his first-career 3-pointer in the first half against Seton Hall ... teamed with Javon Bess to hold Seton Hall's leading scorer Myles Powell to 4-of-13 shooting from the field ... was second on the team with a +11 in the North Alabama game ... had two points, three assists and two blocks against the Lions in a career-high 23 minutes ... Played six minutes against SEMO in his Billiken debut.

Previous | Helped Sikeston High School to the state tournament his senior year ... named the Missouri Basketball Coaches Association Player of the Year after averaging more than 25.0 ppg as a senior ... became the first Sikeston player in history to record more than 2,000 points, and he is also the school's all-time leader in rebounds, steals and assists ... played AAU for the St. Louis Eagles.

SEASON/CAREER HIGHS

POINTS

SEASON: 7 vs. Butler, 12/1/8
CAREER: 7 vs. Butler, 12/1/8

REBOUNDS

SEASON: 5, twice
CAREER: 5, twice

ASSISTS

SEASON: 3 vs. N. Ala., 11/13/18
CAREER: 3 vs. N. Ala., 11/13/18

STEALS

SEASON: 2 vs. Butler, 12/1/18
CAREER: 2 vs. Butler, 12/1/18

BLOCKS

SEASON: 2 vs. N. Ala., 11/13/18
CAREER: 2 vs. N. Ala., 11/13/18

FIELD GOALS MADE

SEASON: 3 vs. Butler, 12/1/18
CAREER: 3 vs. Butler, 12/1/18

FIELD GOAL ATTEMPTS

SEASON: 6 vs. Butler, 12/1/18
CAREER: 6 vs. Butler, 12/1/18

3-PT. FIELD GOALS MADE

SEASON: 1, twice
CAREER: 1, twice

3-PT. FIELD GOALS ATTEMPTED

SEASON: 3, three times
CAREER: 3, three times

FREE THROWS MADE

SEASON: 1 vs. Pitt, 11/21/18
CAREER: 1 vs. Pitt, 11/21/18

FREE THROWS ATTEMPTED

SEASON: 2, twice
CAREER: 2, twice

MINUTES PLAYED

SEASON: 23 vs. N. Ala., 11/13/18
CAREER: 23 vs. N. Ala., 11/13/18

THATCH'S 2018-19 GAME-BY-GAME STATS

Opponent	Date	gs	min	Total		3-Pointers		Free throws		Rebounds				pf	a	t/o	blk	stl	pts	avg
				fg-fga	pct	3fg-fga	pct	ft-fa	pct	off	def	tot	avg							
SOUTHEAST MISSOURI	11/06/18	6	1-4	.250	0-3	.000	0-0	.000	1	1	2	2.0	0	1	0	0	1	2	2.0	
TROY	11/10/18	5	0-2	.000	0-2	.000	0-0	.000	0	1	1	1.5	1	0	0	0	0	0	1.0	
NORTH ALA.	11/13/18	23	1-5	.200	0-3	.000	0-0	.000	0	2	2	1.7	1	3	0	2	0	2	1.3	
at Seton Hall	11/17/18	18	1-2	.500	1-2	.500	0-0	.000	0	1	1	1.5	2	0	1	1	0	3	1.8	
vs Pitt	11/21/18	17	1-3	.333	0-1	.000	1-2	.500	2	3	5	2.2	2	0	1	0	0	3	2.0	
CENTRAL ARK.	11/24/18	18	0-2	.000	0-1	.000	0-0	.000	3	2	5	2.7	2	0	2	0	0	0	1.7	
BUTLER	12/01/18	21	3-6	.500	1-3	.333	0-0	.000	2	2	4	2.9	0	0	1	1	2	7	2.4	
at Southern Illinois	12/5/18	15	2-5	.400	0-2	.000	0-2	.000	0	3	3	2.9	1	0	1	0	1	4	2.6	
Totals		0	123	9-29	.310	2-17	.118	1-4	.250	8	15	23	2.9	9	4	6	4	4	21	2.6

Games played: 8
Minutes/game: 15.4
Points/game: 2.6
FG Pct: 31.0
3FG Pct: 11.8
FT Pct: 25.0

Rebounds/game: 2.9
Assists/game: 0.5
Turnovers/game: 0.8
Assist/turnover ratio: 0.7
Steals/game: 0.5
Blocks/game: 0.5

THATCH'S CAREER STATISTICS

Season	gp-gs	min/avg	Total		3-Point		F-Throws		Rebounds				Scoring							
			fg-fga	pct	fg-fga	pct	ft-fa	pct	off	def	tot	avg	pf	fo	ast	to	blk	stl	pts	avg
2018-19	8-0	123/15.4	9-29	.310	2-17	.118	1-4	.250	8	15	23	2.9	9	0	4	6	4	4	21	2.6
TOTAL	8-0	123/15.4	9-29	.310	2-17	.118	1-4	.250	8	15	23	2.9	9	0	4	6	4	4	21	2.6



33 • ELLIOTT WELMER



Sophomore • F • 6-9 • 220 • Columbus, Ind. • Bridgton Academy | MAJOR: Business Admin.

LAST GAME | Did not play due to injury.

2017-18 • RS Sophomore | Did not play due to injury.

2016-17 • RS Freshman | Appeared in all 33 games and made 31 starts ... scored 7.9 ppg and was second on the Billikens with 4.8 rpg ... led the team with 32 blocked shots, tied for the third most in school history for a freshman ... led the Billikens in scoring on four occasions (including ties) and in rebounding five times ... scored a career-high 18 points at George Washington, going 7-for-11 from the field and 4-of-7 from 3-point range ... tallied 17 points in back-to-back games against Richmond and Duquesne ... against the Dukes in the A-10 Tournament, he was 7-of-8 from the field and 2-of-2 from 3-point range to account for the 17 points ... scored 15 points in the victories against Southern Utah and Eastern Illinois.

2015-16 • Freshman | Suffered a foot injury in the preseason and took a medical redshirt.

Previous | Played a year at Bridgton Academy in Maine ... starred at Columbus North High School in Indiana ... posted averages of 16.0 ppg and 8.0 rpg as a senior while helping the Bulldogs to a 20-6 record.

SEASON/CAREER HIGHS

POINTS

SEASON:
CAREER: 18 at GW, 1/28/17

REBOUNDS

SEASON:
CAREER: 9 vs. Samford, 11/29/16

ASSISTS

SEASON:
CAREER: 2, five times

STEALS

SEASON:
CAREER: 2 vs. S. Utah, 11/14/16

BLOCKS

SEASON:
CAREER: 6 vs. SIUE, 12/17/16

FIELD GOALS MADE

SEASON:
CAREER: 7, twice

FIELD GOAL ATTEMPTS

SEASON:
CAREER: 11, twice

3-PT. FIELD GOALS MADE

SEASON:
CAREER: 4, twice

3-PT. FIELD GOALS ATTEMPTED

SEASON:
CAREER: 7 at GW, 1/28/17

FREE THROWS MADE

SEASON:
CAREER: 6, twice

FREE THROWS ATTEMPTED

SEASON:
CAREER: 8 at Mason, 1/14/17

MINUTES PLAYED

SEASON:
CAREER: 41 vs. G. Mason, 2/1/17

WELMER'S 2018-19 GAME-BY-GAME STATS

WELMER'S CAREER STATISTICS

Season	gp-gs	min/avg	Total		3-Point		F-Throws		Rebounds				Scoring							
			fg-fga	pct	fg-fga	pct	ft-fta	pct	off	def	tot	avg	pf	fo	ast	to	blk	stl	pts	avg
2016-17	33-31	810/24.5	90-201	.448	33-89	.371	49-78	.628	42	116	158	4.8	89	0	25	38	32	15	262	7.9
TOTAL	33-31	810/24.5	90-201	.448	33-89	.371	49-78	.628	42	116	158	4.8	89	0	25	38	32	15	262	7.9



4 • DION WILEY



Senior • G • 6-4 • 210 • Oxon Hill, Md. • Maryland | MAJOR: Organizational Leadership

LAST GAME | Did not play at Southern Illinois due to injury.

2018-19 • Senior | Started against Pitt but missed the entire second half with an injury ... was 3-of-3 from 3-point range en route to a game-high 17 points at Seton Hall ... turned in six points, including a big second-half trey, against Troy ... scored nine points and drilled a pair of treys against SEMO.

Previous | Graduate transfer for 2018-19 ... comes to SLU after four seasons (including a redshirt year) at Maryland ... appeared in 83 games (18 starts) for the Terrapins, averaging 4.4 ppg while shooting better than 35 percent from the arc ... last season, posted career highs of 5.8 ppg and 36 3-pointers while shooting 36.7 percent from long range ... ranked the 52nd recruit in the nation by ESPN out of high school ... helped his high school team, Potomac, to a Maryland state title and played AAU ball with Team Takeover.

SEASON/CAREER HIGHS

POINTS

SEASON: 17 at Seton Hall, 11/17/18
CAREER: 19 vs. VMI, 11/30/14^

REBOUNDS

SEASON: 3 vs. Troy, 11/10/18
CAREER: 6 vs. VMI, 11/30/14^

ASSISTS

SEASON: 2 vs. Pitt, 11/21/18
CAREER: 4 vs. New Mex., 11/25/18^

STEALS

SEASON:
CAREER: 2, five times^

BLOCKS

SEASON: 1 vs. Troy, 11/10/18
CAREER: 2, twice^

FIELD GOALS MADE

SEASON: 4 at Seton Hall, 11/17/18
CAREER: 8 vs. VMI, 11/30/14^

FIELD GOAL ATTEMPTS

SEASON: 9 vs. SEMO, 11/6/18
CAREER: 12 vs. VMI, 11/30/14^

3-PT. FIELD GOALS MADE

SEASON: 3 at Seton Hall, 11/17/18
CAREER: 4 vs. S. Brook, 11/22/16^

3-PT. FIELD GOALS ATTEMPTED

SEASON: 8, twice
CAREER: 8, twice

FREE THROWS MADE

SEASON: 6 at Seton Hall, 11/17/18
CAREER: 6 at Seton Hall, 11/17/18

FREE THROWS ATTEMPTED

SEASON: 10 at Seton Hall, 11/17/18
CAREER: 10 at Seton Hall, 11/17/18

MINUTES PLAYED

SEASON: 26 vs. SEMO, 11/6/18
CAREER: 36 at Nebraska, 2/13/18

^ career-high reached at Maryland

WILEY'S 2018-19 GAME-BY-GAME STATS

Opponent	Date	gs	min	Total		3-Pointers		Free throws		Rebounds				pf	a	t/o	blk	stl	pts	avg
				fg-fga	pct	3fg-fga	pct	ft-fa	pct	off	def	tot	avg							
SOUTHEAST MISSOURI	11/06/18	26	3-9	.333	2-8	.250	1-2	.500	0	1	1	1.0	0	1	1	0	0	9	9.0	
TROY	11/10/18	16	2-8	.250	2-8	.250	0-0	.000	0	3	3	2.0	4	1	0	1	0	6	7.5	
NORTH ALA.	11/13/18	15	1-3	.333	1-3	.333	0-2	.000	0	0	0	1.3	3	1	1	0	0	3	6.0	
at Seton Hall	11/17/18	25	4-5	.800	3-3	1.000	6-10	.600	0	0	0	1.0	4	0	1	0	0	17	8.8	
vs Pitt	11/21/18	*	13	0-2	.000	0-1	.000	0-0	.000	1	1	2	1.2	0	2	0	0	0	7.0	
BUTLER	12/01/18	9	0-1	.000	0-1	.000	0-0	.000	0	1	1	1.2	1	1	1	0	1	0	5.8	
Totals		1	104	10-28	.357	8-24	.333	7-14	.500	1	6	7	1.2	12	6	4	1	1	35	5.8

Games played: 6
Minutes/game: 17.3
Points/game: 5.8
FG Pct: 35.7
3FG Pct: 33.3
FT Pct: 50.0

Rebounds/game: 1.2
Assists/game: 1.0
Turnovers/game: 0.7
Assist/turnover ratio: 1.5
Steals/game: 0.2
Blocks/game: 0.2

WILEY'S CAREER STATISTICS

* at Maryland			Total		3-Point		F-Throws		Rebounds				Scoring							
Season	gp-gs	min/avg	fg-fga	pct	fg-fga	pct	ft-fa	pct	off	def	tot	avg	pf	fo	ast	to	blk	stl	pts	avg
2014-15*	35-2	474/13.5	48-126	.381	24-73	.329	23-36	.639	11	41	52	1.5	0	20	20	31	7	10	143	4.1
2016-17*	20-0	205/10.3	19-59	.322	15-40	.375	10-14	.714	10	19	29	1.5	21	0	11	12	4	4	63	3.2
2017-18*	28-16	608/21.7	59-141	.418	36-98	.367	7-9	.778	7	44	51	1.8	31	0	19	22	4	13	161	5.8
2018-19	6-1	104/17.3	10-28	.357	8-24	.333	7-14	.500	1	6	7	1.2	12	0	6	4	1	1	35	5.8
TOTAL	6-1	104/17.3	10-28	.357	8-24	.333	7-14	.500	1	6	7	1.2	12	0	6	4	1	1	35	5.8
All*	89-19	1391/15.6	136-354	.384	83-235	.353	47-73	.644	29	110	139	1.6	64	20	56	69	16	28	402	4.5



12 • BRANDON COURTNEY



Fr. • G • 6-3 • 175 • Tremont, Ill. • Wesclin | MAJOR: Business Administration

Previous | All-Conference guard at Wesclin High School ... averaged 10.4 ppg as a senior and 11.1 ppg his junior season ... helped team to back-to-back regional championships ... scored 34 points and was 8-of-9 from 3-point range in the regional championship his junior year.



31 • JACK RABOIN



Jr. • G • 6-6 • 205 • Mattoon, Ill. • Lake Land | MAJOR: Communication

Previous | Sat out last year after joining the Billikens Lake Land Community College in Mattoon, Illinois, where he played for two years.

2018-19 Saint Louis Men's Basketball
Saint Louis Season Schedule/Results & Leaders (as of Dec 07, 2018)
All games

RECORD	OVERALL	HOME	AWAY	NEUTRAL
ALL GAMES	6- 2	5-0	1-1	0-1

Date	Opponent	Score	Att. High Points	High Rebounds
11/06/18	Southeast Mo. St.	W 75-65	6028 (18)BESS , Javon (18)ISABELL JR. , Tramaine	(12)FRENCH , Hasahn
11/10/18	Troy	W 62-58	6523 (16)ISABELL JR. , Tramaine	(9)GOODWIN , Jordan
11/13/18	North Ala.	W 69-58	4972 (16)BESS , Javon	(10)BESS , Javon
11/17/18	at Seton Hall	W 66-64	7854 (17)WILEY , Dion	(13)BESS , Javon
11/21/18	vs Pittsburgh	L 73-75	0 (16)GOODWIN , Jordan	(10)FRENCH , Hasahn
11/24/18	Central Ark.	W 73-61	6512 (19)BESS , Javon	(9)GORDON , Carte'Are
12/01/18	Butler	W 64-52	9572 (18)BESS , Javon	(8)FRENCH , Hasahn
12/05/18	at Southern Ill.	L 56-61	5021 (13)FRENCH , Hasahn	(15)BESS , Javon

Attendance Summary	Games	Attend	Avg/Game
Home	5	33607	6721
Away	2	12875	6438
Neutral	1	0	0
Total	8	46482	5810

GAME ONE | SLU 75, SEMO 65

Officials: Rick Crawford, Eric Anderson, Ed Orenshaw

Southeast Missouri - 65												
Record: 0-1												
NO. Name	Min	FG	3P	FT	Rebounds	Fouls	TP	AS	TO	ST	Blocks	+/-
		M-A	M-A	M-A	OR DR TOT	PF					BS BA	
13 Isaiah Gable	F 19:50	2-6	2-5	0-0	0 1 1	3 0	6	1	0	1	1	-9
23 Sage Tolbert	F 22:16	3-7	0-0	1-2	4 1 5	4 4	7	0	2	1	0	0
3 Skyler Hogan	G 25:06	2-4	0-0	0-0	0 4 4	2 2	4	0	1	0	0	-7
11 Hasahn Dalton	G 28:23	3-5	1-1	0-0	1 1 2	0 4	7	3	4	0	0	-22
25 Ladarius Brewer	G 32:47	7-17	2-7	2-2	0 7 7	5 2	18	2	3	2	0	1
4 Oscar Kao	G 02:14	0-1	0-0	0-0	0 0 0	1 0	0	0	0	0	0	1
42 Mark Laros	12:02	1-3	0-0	0-0	0 0 0	1 0	2	0	0	0	0	-9
30 Gabe McElhannon	25:50	3-5	1-2	0-0	0 6 6	3 0	7	2	0	0	0	-2
0 Alex Caldwell	19:25	4-7	1-2	5-6	2 2 4	3 4	14	4	1	0	0	6
11 Nygal Russell	12:07	0-3	0-0	0-0	0 1 1	5 0	0	2	1	0	0	-12
Team					1 2 3	0	0					
Totals	25:58	7-17	8-10	6 25	31	28	65	14	6	4	1	-10

Saint Louis - 75												
Record: 1-0												
NO. Name	Min	FG	3P	FT	Rebounds	Fouls	TP	AS	TO	ST	Blocks	+/-
		M-A	M-A	M-A	OR DR TOT	PF					BS BA	
5 Carte'Are Gordon	F 14:48	1-2	0-0	0-0	0 2 2	4 1	2	2	3	2	1	0
11 Hasahn French	F 33:45	1-1	0-0	0-0	2 10 12	2 2	2	4	0	0	3	0
0 Jordan Goodwin	G 28:02	3-8	0-0	5-9	2 4 6	5 6	11	2	5	0	0	11
2 Tramaine Isabell Jr.	G 31:32	6-13	0-6	6-11	0 3 3	0 9	18	1	4	2	0	12
3 Javon Bess	G 35:10	6-11	2-6	4-6	0 5 5	2 5	18	3	1	3	0	9
4 Dion Wiley	25:31	3-9	2-8	1-2	0 1 1	0 1	9	1	1	0	0	0
20 Fred Thatch Jr.	06:44	1-4	0-0	1-1	2 0 0	2 1	0	1	0	1	0	0
1 D.J. Foreman	21:49	5-6	0-0	2-3	3 0 3	2 3	12	1	0	1	0	2
15 Demarius Jacobs	02:39	0-0	0-0	1-2	0 1 1	0 1	1	1	0	0	0	0
Team					3 1 4	0	0					
Totals	26:54	4-25	19-33	11 28	39	15	28	75	16	14	9	4

Technical Fouls: NONE												
Shooting By Period												
1st FG% 16-32 50.0%												
3PT% 3-16 18.8%												
FT% 5-6 83.3%												
2nd FG% 10-22 45.5%												
3PT% 1-9 11.1%												
FT% 14-27 51.9%												
GM FG% 26-54 48.1%												
3PT% 4-25 16.0%												
FT% 19-33 57.6%												
Dead Ball Rebounds: 6, 0												

Points from Period Scoring												
Turnovers 12 23												
Paint 26 34												
Second Chance 6 22												
Fast Breaks 18 17												
Bench 23 24												

Period by Period Scoring												
1st 2nd TOT												
SEMO 24 41 65												
SLU 40 35 75												

Points from SEMO SLU												
Biggest lead 3 (1st 18:49) 22 (2nd 15:07)												
Best Scoring Run 6 (2nd 10:55) 9 (1st 14:28)												
Lead Changes 1 1												
Times Tied 2												
Time with Lead 01:14 36:19												

GAME TWO | SLU 62, TROY 58

Officials: Tim Comer, Patrick Hinwood, Paul Fala

Troy - 58												
Record: 1-1												
NO. Name	Min	FG	3P	FT	Rebounds	Fouls	TP	AS	TO	ST	Blocks	+/-
		M-A	M-A	M-A	OR DR TOT	PF					BS BA	
1 Javan Johnson	F 31:19	3-8	2-3	0-0	2 2 4	0 2	8	4	0	1	1	2
10 Zay Williams	F 10:10	1-2	0-0	0-0	0 2 2	4 1	2	2	1	0	0	4
23 Jordan Yamado	F 36:34	7-19	2-8	4-7	2 13 15	3 6	20	0	5	0	1	0
3 Darian Adams	G 36:22	1-4	0-2	3-4	0 1 1	2 3	5	3	1	1	0	1
11 B.J. Miller	G 23:51	3-5	0-1	2-2	0 1 0	2 0	2	2	0	0	0	-6
15 Alakan Sahinkaya	01:00	0-0	0-0	0-0	0 1 1	0 0	0	0	0	0	0	-2
30 Alex Hicks	15:10	2-3	0-1	0-0	1 1 1	5 0	4	0	3	1	0	-11
5 Malik Burnett	25:37	1-6	0-2	2-2	1 2 3	1 1	4	4	0	1	0	1
0 Devante Foster	17:06	1-5	0-3	0-0	3 3 1	1 1	2	0	2	0	0	7
2 KJ Simon	02:51	1-1	0-0	0-0	0 0 0	0 0	2	0	0	0	0	1
Team					4 3 7	0	0	1				
Totals	21:54	5-21	11-15	9 29	38	22	58	15	15	8	4	3

Saint Louis - 62												
Record: 2-0												
NO. Name	Min	FG	3P	FT	Rebounds	Fouls	TP	AS	TO	ST	Blocks	+/-
		M-A	M-A	M-A	OR DR TOT	PF					BS BA	
5 Carte'Are Gordon	F 24:44	4-4	0-0	2-5	1 2 3	0 4	10	0	3	0	0	10
11 Hasahn French	F 26:14	2-5	0-0	0-0	2 5 7	4 4	4	4	2	0	0	0
0 Jordan Goodwin	G 34:30	6-13	2-5	1-3	5 4 9	2 4	15	5	2	1	2	5
2 Tramaine Isabell Jr.	G 36:10	4-10	2-6	6-9	0 4 4	4 2	17	5	1	1	0	4
3 Javon Bess	G 36:25	3-9	2-4	3-4	1 4 5	3 2	11	2	1	0	1	-2
15 Demarius Jacobs	02:22	0-1	0-0	0-0	0 0 0	0 0	0	0	0	0	0	0
1 D.J. Foreman	17:57	0-0	0-0	0-0	3 3 6	1 1	0	0	2	0	0	-5
20 Fred Thatch Jr.	05:05	0-2	0-2	0-0	0 1 1	1 0	0	0	0	0	0	-6
4 Dion Wiley	16:33	2-8	2-8	0-0	0 3 3	4 0	6	1	0	0	1	0
Team					1 1 2	0	0	1				
Totals	21:55	8-26	12-25	13 27	40	17	62	16	11	7	3	4

Technical Fouls: Isabell Jr. 2nd 0:21												
Shooting By Period												
1st FG% 9-29 31.0%												
3PT% 2-11 18.2%												
FT% 3-11 27.3%												
2nd FG% 12-26 46.2%												
3PT% 6-15 40.0%												
FT% 9-14 64.3%												
GM FG% 21-53 39.6%												
3PT% 8-26 30.8%												
FT% 12-25 48.0%												
Dead Ball Rebounds: 5, 0												

Points from TROY SLU												
Turnovers 16 8												
Paint 28 24												
Second Chance 6 7												
Fast Breaks 10 8												
Bench 15 6												

Period by Period Scoring												
1st 2nd TOT												
TROY 29 29 58												
SLU 23 39 62												

Points from TROY SLU												
Biggest lead 13 (1st 3:31) 7 (2nd 0:38)												
Best Scoring Run 10 (1st 3:31) 8 (2nd 17:28)												
Lead Changes 4 4												
Times Tied 4												
Time with Lead 32:40 05:03												

GAME THREE | SLU 69, NORTH ALABAMA 58

Officials: James Breeding, Chance Moore, Bill Covington Jr.

North Alabama - 58												
Record: 1-2												
NO. Name	Min	FG	3P	FT	Rebounds	Fouls	TP	AS	TO	ST	Blocks	+/-
		M-A	M-A	M-A	OR DR TOT	PF					BS BA	
14 Payton Youngblood	F 36:03	2-6	1-1	4-5	1 2 3	4 3	9	1	4	0	0	-8
15 Cameron Diggs	F 27:36	7-11	0-0	2-3	2 7 9	4 3	16	0	1	0	0	1
3 Jamari Blackmon	G 35:32	4-12	2-5	2-2	0 4 4	2 2	12	4	1	2	0	-11
11 Kendarius Smith	G 33:42	1-2	0-2	3-4	1 6 7	1 4	5	4	1	0	0	-3
24 Kendall Stafford	G 23:16	2-5	1-4	0-1	0 2 2	3 2	5	2	3	1	0	-1
5 Cantavino Dutilleul	04:41	1-2	0-0	0-0	1 1 3	0 2	0	0	0	0	0	-5
4 Logan Windeler	09:09	1-3	0-1	1-2	0 3 3	1 1	3	0	3	0	1	-10
10 Aleksa Matic	08:47	1-4	0-1	2-2	0 0 0	1 2	4	0	0	0	0	-3
2 Christian Agnew	11:59	0-2	0-0	0-0	1 1 2	0 0	0	0	0	0	0	-10
21 Emanuel Littles	08:39	1-2	0-1	0-0	2 2 4	2 1	2	0	1	0	0	-6
1 Travon King	00:36	0-0	0-0	0-0	0 0 0	0 0	0	0	0	0	0	1
Team					2 3 5	0	0					
Totals	20:56	4-15	14-19	8 31	39	23	58	11	14	3	2	6

Saint Louis - 69												
Record: 3-0												
NO. Name	Min	FG	3P	FT	Rebounds	Fouls	TP	AS	TO	ST	Blocks	+/-
		M-A	M-A	M-A	OR DR TOT	PF					BS BA	
1 D.J. Foreman	F 31:53	5-6	0-0	5-8	1 1 2	1 6	15	5	2	1	1	0
11 Hasahn French	F 19:46	5-8	0-0	1-3	0 5 5	4 7	11	1	1	2	1	14
0 Jordan Goodwin	G 24:37	1-5	0-2	4-4	0 4 4	3 2	4	2	1	1	0	2
2 Tramaine Isabell Jr.	G 32:17	4-12	2-2	4-6	3 4 7	3 2	11	3	2	1	0	10
3 Javon Bess	G 34:41	5-10	2-4	4-4	0 10 10	1 2	16	4	1	0	0	1
4 Dion Wiley	15:05	1-3	1-3	0-2	0 0 0	3 2	3	1	1	0	0	0
5 Carte'Are Gordon	18:39	2-5	0-0	3-4	1 2 3	2 2	7	0	0	1	1	10
20 Fred Thatch Jr.	23:02	1-5	0-3	0-0	2 2 2	1 0	2	3	0	0	2	11
Team					0 1 1	0	0					
Totals	24:51	4-16	17-27	3 31	34	19	23	69	19	8	6	2

Technical Fouls: Coach 1st 0:00												
Shooting By Period												
1st FG% 11-29 37.9%												
3PT% 3-10 30.0%												
FT% 7-11 63.6%												
2nd FG% 13-22 59.1%												
3PT% 1-6 16.7%												
FT% 10-16 62.5%												
GM FG% 24-51 47.1%												
3PT% 4-16 25.0%												
FT% 17-27 63.0%												
Dead Ball Rebounds: 3, 0												

Points from UNAL SLU												
Turnovers 8 14												
Paint 28 28												
Second Chance 6 2												
Fast Breaks 6 12												
Bench 11 12												

GAME SEVEN | SLU 64, BUTLER 52

Officials: Tim Cougherty, Wallace Rutecki J., Evon Burroughs

Butler - 52														
Record: 5-2														
NO.	Name	Min	FG	3P	FT	Rebounds	Fouls	TP	AS	TO	ST	Blocks	+/-	
			M-A	M-A	M-A	OR DR TOT	PF FD					BS BA		
22	Sean McDermott	F 24:38	4-12	4-10	0-0	0 0 0	3 0	12	0	2	0	0	3 -5	
51	Nate Fowler	C 25:13	1-5	0-0	1-2	1 2 3	3 2 3	0	2	0	0	0	-6	
2	Aaron Thompson	G 33:07	5-6	0-1	1-2	0 2 2	4 2	11	2	3	3	0	-9	
3	Kamar Baldwin	G 34:16	3-17	0-3	0-0	2 7 9	1 1	6	0	5	3	1	2 -14	
5	Paul Jorgensen	G 27:55	2-13	0-4	5-5	4 4 8	2 4	9	1	2	0	0	2 -15	
21	Jerald Gillens-Butler	02:03	0-1	0-1	0-0	0 0 0	1 0	0	0	0	0	0	0 -4	
50	Joey Brunk	12:54	1-1	0-0	3-4	2 0 2	4 4	5	0	0	0	0	-3	
25	Christian David	17:44	0-2	0-1	0-0	1 2 3	3 1	0	1	0	1	0	1 -2	
20	Henry Baddley	22:10	2-7	0-4	2-2	4 5 9	0 2	6	0	0	2	0	0 -2	
Team						1 1 2			0 0					
Totals			18-64	4-24	12-15	15 23 38	21 16	52	4	14	9	1	8	-12

Shooting By Period	
1st FG%	9-30 30.0%
3PT%	4-14 28.6%
FT%	2-2 100%
2nd FG%	9-34 26.5%
3PT%	0-10 0.0%
FT%	10-13 76.9%
GM FG%	18-64 28.1%
3PT%	4-24 16.7%
FT%	12-15 80.0%

Dead Ball Rebounds: 1, 1

Technical Fouls: NONE

Saint Louis - 64														
Record: 6-1														
NO.	Name	Min	FG	3P	FT	Rebounds	Fouls	TP	AS	TO	ST	Blocks	+/-	
			M-A	M-A	M-A	OR DR TOT	PF FD					BS BA		
5	Carte'Are Gordon	F 30:23	3-7	1-1	1-4	0 3 3	3 4	8	1	2	2	4	0 7	
11	Hasahn French	F 27:29	4-5	0-0	1-2	1 7 8	2 3	9	3	6	0	2	0 16	
0	Jordan Goodwin	G 22:37	3-6	1-2	1-4	2 3 5	4 2	8	1	3	1	1	0 4	
2	Tramaine Isabell Jr.	G 31:37	1-6	0-2	8-10	0 4 4	2 6	10	1	4	1	0	1 2	
3	Javon Bess	G 35:45	5-10	2-6	6-6	1 6 7	1 4	18	3	0	1	0	0 14	
4	Dion Wiley	09:25	0-1	0-1	0-0	0 1 1	1 0	0	1	1	1	0	0 2	
1	D.J. Foreman	22:08	1-2	0-0	2-4	1 4 5	3 2	4	0	1	0	0	0 1	
20	Fred Thatch Jr.	20:36	3-6	1-3	0-0	2 2 4	0 0	7	0	1	2	1	0 14	
Team						1 3 4			0 1					
Totals			20-43	5-15	19-30	8 33 41	16 21	64	10	19	8	8	1 12	

Shooting By Period	
1st FG%	11-22 50.0%
3PT%	2-7 28.6%
FT%	6-12 50%
2nd FG%	9-21 42.9%
3PT%	3-8 37.5%
FT%	13-18 72.2%
GM FG%	20-43 46.5%
3PT%	5-15 33.3%
FT%	19-30 63.3%

Dead Ball Rebounds: 2, 0

Technical Fouls: NONE

	BUT	SLU
Biggest lead	8 (1 st 9:18)	15 (2 nd 6:00)
Best Scoring Run	5 (1 st 14:36)	17 (2 nd 18:29)
Lead Changes	2	
Times Tied	1	
Time with Lead	11:52	26:50

Points from		BUT	SLU
Turnovers		12	9
Paint		22	24
Second Chance		4	7
Fast Breaks		4	2
Bench		11	11

Period by Period Scoring			
	1st	2nd	TOT
BUT	24	28	52
SLU	30	34	64

GAME EIGHT | SOUTHERN ILLINOIS 61, SLU 56

Saint Louis 56 (6-2)														
Total														
#	Player	FG-FGA	3-PT	FT-FTA	Rebounds	PF	TP	A	TO	Blk	Stl	Min		
					Off Def Tot									
00	Jordan Goodwin	4-13	2-8	2-3	2 2 4	4	12	2	3	0	4	34		
02	Tramaine Isabell Jr.	3-11	2-5	0-0	1 2 3	2	8	3	2	0	0	30		
03	Javon Bess	1-10	1-7	0-0	2 13 15	2	3	6	0	1	1	37		
05	Carte'are Gordon	5-10	0-1	1-2	0 2 2	3	11	2	4	1	2	28		
11	Hasahn French	6-12	0-0	1-2	4 5 9	4	13	1	2	0	1	29		
01	D.J. Foreman	1-4	0-0	0-0	1 0 1	2	2	0	4	0	0	16		
15	Demarius Jacobs	1-2	1-1	0-0	1 0 1	1	3	0	0	0	0	7		
20	Fred Thatch Jr.	2-5	0-2	0-2	0 3 3	1	4	0	1	0	1	15		
23	Kc Hankton	0-2	0-2	0-0	0 1 1	0	0	0	0	0	0	4		
TEAM						5 1 6								
Totals			23-69	6-26	4-9	16 29 45	19 56	14 16	2 9	2 9	200			

Southern Illinois 61 (6-3)														
Total														
#	Player	FG-FGA	3-PT	FT-FTA	Rebounds	PF	TP	A	TO	Blk	Stl	Min		
					Off Def Tot									
33	Kavion Phippen	5-6	0-0	0-0	2 3 5	2	10	1	2	2	1	23		
03	Marcus Bartley	2-4	1-2	4-6	0 4 4	3	9	2	4	0	1	34		
10	Aaron Cook	1-8	0-3	1-4	0 3 3	1	3	4	2	0	1	30		
13	Sean Lloyd	5-9	1-3	2-2	1 8 9	1	13	0	3	0	2	33		
22	Armon Fletcher	4-9	1-5	4-6	0 5 5	2	13	1	3	1	2	33		
04	Eric McGill	2-6	1-3	0-2	0 1 1	4	5	3	1	0	2	21		
05	Darius Beane	1-3	0-2	0-0	0 0 0	0	1	2	0	0	0	10		
24	Rudy Stradnieks	0-0	0-0	0-0	0 0 0	0	0	0	0	0	0	3		
40	Thik Bol	3-6	0-0	0-1	1 5 6	2	6	0	1	5	0	13		
TEAM						2 1 3								
Totals			23-51	4-18	11-21	6 33 39	13 61	11 16	8 9	200				

Shooting By Period	
1st FG%	12-27 44.4%
3PT%	3-14 21.4%
FT%	3-4 75.0%
2nd FG%	11-24 45.8%
3PT%	4-11 36.4%
FT%	8-17 47.1%
GM FG%	23-51 45.1%
3PT%	7-29 24.1%
FT%	11-21 52.4%

Dead Ball Rebounds: 3

Officials: John Higgins, Paul Janssen, Chance Moore
 Technical Fouls: Saint Louis-None, Southern Illinois-None.
 SIU Arena, Carbondale, Ill. Attendance: 5021

Score by Period	1st	2nd	Total
Saint Louis	23	33	56
Southern Illinois	27	34	61

Points	In Paint	Off T/O	2nd Chance	Fast Break	Bench
SLU	30	17	10	6	9
SIU	28	14	8	4	13

Last FG - SLU 2nd-00:32, SIU 2nd-04:59
 Largest lead - SLU by 1 1st-05:41, SIU by 12 2nd-06:48
 Score Tied - 3 times
 Lead Changed - 5 times
 SLU led for 00:12, SIU led for 37:50. Game was tied for 01:58.

GAME NINE

GAME 10

GAME 11

GAME 12